



RC422 - Full Profile Board-to-Board Stackable Connector

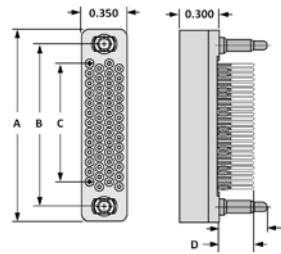
Contact spacing: 0.075" (1.91 mm)

A full bodied high-density press-fit connector. Uses a patented female/compliant/male stacking contact system. Used in board-to-board stacking applications.

DIMENSIONS

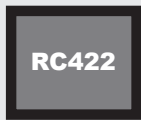
SIZE	A	B	C
28	1.014	0.784	0.450
52	1.464	1.234	0.900
76	1.914	1.684	1.350
100	2.364	2.134	1.800
128	2.889	2.659	2.325
152	3.339	3.109	2.775
200	4.239	4.009	3.675
252	5.214	4.984	4.650
300	6.114	5.884	5.550

Tolerances: ± 0.010"



CONTACT SELECTION	CONTACT D	HARDWARE E
20	0.270	0.370
21	0.300	0.400
22	0.400	0.500
23	0.500	0.600
24	0.700	0.800
25	0.800	0.900
26	0.900	1.000
27	0.600	0.700
28	1.000	1.100


Sample Part Number Format: RC422-052-211-4000



SERIES
 Stackable
 Compliant
 Full-Profile
 4 Rows
 0.075" Spacing



CONFIGURATION
 028 – 4 Rows/7 Columns
 052 – 4 Rows/13 Columns
 076 – 4 Rows/19 Columns
 100 – 4 Rows/25 Columns
 128 – 4 Rows/32 Columns
 152 – 4 Rows/38 Columns
 200 – 4 Rows/50 Columns
 252 – 4 Rows/63 Columns
 300 – 4 Rows/75 Columns



PLATING
 1 – 50 μ" Au

1



TYPE
 00 – None
 FT – Female thread
 MT – Male thread
 (#39 hardware, only)

1



VARIATION
 Blank – None
 XXX – Consult factory

1

CONTACT

- 20 – Socket contact, press fit tail 0.270**
- 21 – Socket contact, press fit tail 0.300**
- 22 – Socket contact, press fit tail 0.400**
- 23 – Socket contact, press fit tail 0.500**
- 24 – Socket contact, press fit tail 0.700**
- 25 – Socket contact, press fit tail 0.800**
- 26 – Socket contact, press fit tail 0.900**
- 27 – Socket contact, press fit tail 0.600**
- 28 – Socket contact, press fit tail 1.000**
- 30 – Press fit tail 0.270***
- 31 – Press fit tail 0.300***
- 32 – Press fit tail 0.400***
- 33 – Press fit tail 0.500***
- 34 – Press fit tail 0.700***
- 35 – Press fit tail 0.800***
- 36 – Press fit tail 0.900***
- 37 – Press fit tail 0.600***
- 38 – Press fit tail 1.000***

HARDWARE

- 39 – 0.370" Long (use with #201 contact)
- 40 – 0.400" Long (use with #211 contact)
- 41 – 0.500" Long (use with #221 contact)
- 42 – 0.600" Long (use with #231 contact)
- 43 – 0.800" Long (use with #241 contact)
- 44 – 0.900" Long (use with #251 contact)
- 45 – 1.000" Long (use with #261 contact)
- 46 – 0.700" Long (use with #271 contact)
- 47 – 1.100" Long (use with #281 contact)



Press-Fit Tail Socket Contact

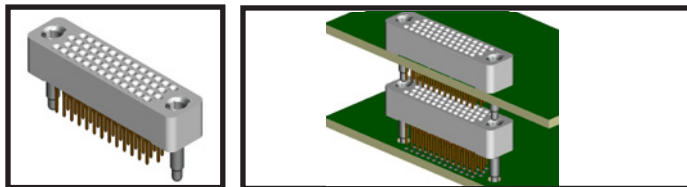
NOTES

- * Use with body style 422 only.
- ** Use with body style 442 or 422 only.

PLEASE CONSULT THE AIRBORN WEBSITE FOR THE LATEST REVISION OF THIS DOCUMENT PRIOR TO BEGINNING ANY DESIGN WORK.

MATED HEIGHT

The connector body height is 0.300" and, when used with the -20 or -30 (0.270") contact, the mounting is flush (board-bottom-mounted to connector top). This board-bottom to connector-top spacing can be modified based on the contact selected by approximately the difference in pin length (see Table 2 in top window).



1	Diff. Insertion Loss	5.0 GHz @ -3 dB
2	Diff. Return Loss	2.0 GHz @ -8 dB
3	NEXT	4.0 GHz @ -25 dB
4	FEXT	4.0 GHz @ -35 dB

MATERIALS and FINISHES

Contact: BeCu per ASTM B768 (BeCu C17410 brush alloy 174)
 Contact Finish: Gold per MIL-G-45204 over nickel per IAW QQ-N-290
 Molded Insulator: Glass-filled polyphenylene sulfide (PPS) per MIL-M-24519
 Hardware: Stainless steel per ASTM A582, passivated per ASTM 967
 Guide Pin/Socket: BeCu per ASTM B196/197, nickel-plated per QQ-N-290

NOTE: AirBorn can manufacture special configurations to your exact specifications.

PERFORMANCE

Contact Rating: 3 amperes
 Operating Temperature: -65° C to +125° C
 Insulation Resistance: 5,000 megaohms minimum @ 500 VDC
 Durability: 500 connector mating cycles
 Contact Resistance: 3 to 5 milliohms (contact length-dependent)
 Contact Engagement Force: 4.0 oz (113 g) max. w/0.0246" dia. test pin
 Contact Separation Force: 0.5 oz (14 g) min. w/0.0226" dia. test pin
 Compliant Insertion Force: 22.5 lb (10.21 Kg) max. per contact
 Compliant Removal Force: 4.5 lb (2.04 Kg) min. per contact

Mouser Electronics

Authorized Distributor

Click to View Pricing, Inventory, Delivery & Lifecycle Information:

AirBorn:

RC422-052-231-4200	RC422-052-221-4100	RC422-028-231-4200	RC422-028-261-4500	RC422-100-241-4300
RC422-200-221-4100	RC422-300-101-3000	RC422-152-211-4000	RC422-152-231-4200	RC422-028-101-3000
RC422-052-261-4500	RC422-100-101-3000	RC422-076-101-3000	RC422-076-261-4500	RC422-152-101-3000
RC422-100-231-4200	RC422-052-101-3000	RC422-252-241-4300	RC422-252-231-4200	RC422-028-251-4400
RC422-200-101-3000	RC422-076-211-4000	RC422-252-101-3000	RC422-052-211-4000	RC422-028-271-4600
RC422-028-381-4700	RC422-052-371-4600	RC422-076-301-3900	RC422-076-341-4300	RC422-076-271-4600
RC422-100-201-3900	RC422-100-211-4000	RC422-028-221-4100	RC422-028-321-4100	RC422-052-251-4400
RC422-052-351-4400	RC422-052-271-4600	RC422-076-231-4200	RC422-076-281-4700	RC422-028-331-4200
RC422-028-361-4500	RC422-028-281-4700	RC422-052-311-4000	RC422-052-321-4100	RC422-052-361-4500
RC422-052-281-4700	RC422-076-201-3900	RC422-076-351-4400	RC422-076-361-4500	RC422-028-341-4300
RC422-028-371-4600	RC422-052-331-4200	RC422-052-341-4300	RC422-052-381-4700	RC422-076-311-4000
RC422-076-221-4100	RC422-076-321-4100	RC422-100-321-4100	RC422-100-331-4200	RC422-100-271-4600
RC422-152-201-3900	RC422-152-311-4000	RC422-028-241-4300	RC422-028-351-4400	RC422-052-201-3900
RC422-052-301-3900	RC422-052-241-4300	RC422-076-331-4200	RC422-076-241-4300	RC422-076-251-4400
RC422-076-371-4600	RC422-100-311-4000	RC422-100-341-4300	RC422-100-361-4500	RC422-100-381-4700
RC422-152-341-4300	RC422-152-281-4700	RC422-200-201-3900	RC422-200-321-4100	RC422-200-231-4200
RC422-200-251-4400	RC422-100-351-4400	RC422-100-261-4500	RC422-100-281-4700	RC422-152-301-3900
RC422-152-241-4300	RC422-152-371-4600	RC422-200-351-4400	RC422-200-271-4600	RC422-200-371-4600
RC422-252-211-4000	RC422-252-351-4400	RC422-252-261-4500	RC422-300-221-4100	RC422-300-241-4300
RC422-300-371-4600	RC422-028-301-39FT	RC422-028-211-40FT	RC422-028-241-43FT	RC422-028-251-44FT