



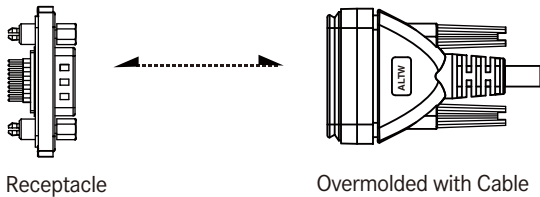
## CATALOGUE

# D-Sub Connector

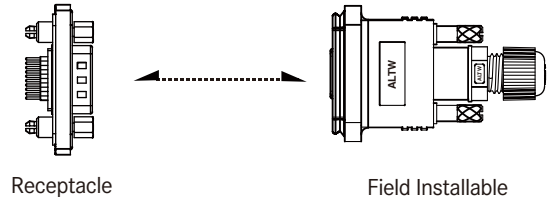


## Range Overview

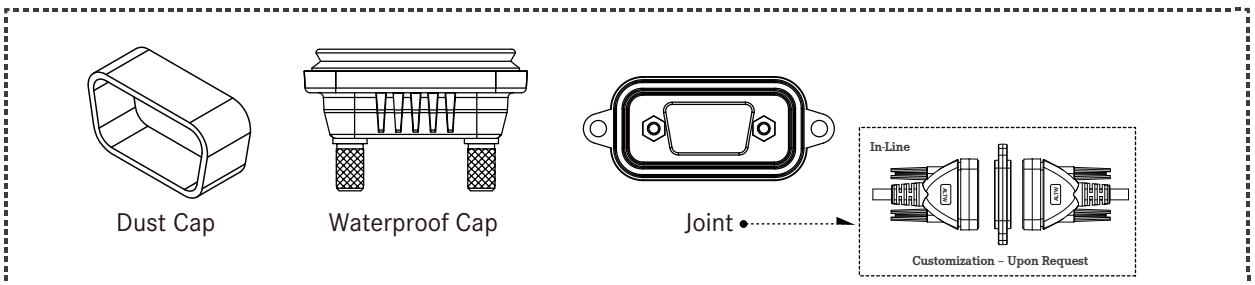
### Receptacle to Overmolded with Cable



### Receptacle to Field Installable



### Accessories



# Specification

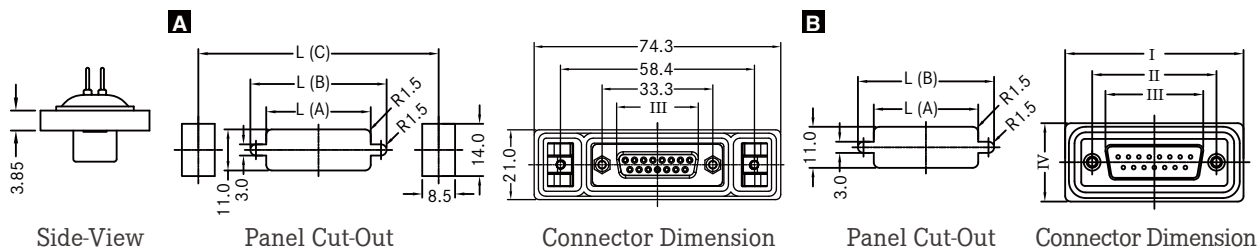
<b>Identifications</b>	Standard D-Sub Connector High Density D-Sub Connector
<b>Description</b>	Receptacle Overmolded with Cable Field Installable
<b>Current Rating / Data</b>	Standard D-Sub: 5A High Density D-Sub: 2A
<b>Material</b>	Contacts: Copper Alloy, Gold Plated Connector Body (Housing): Nylon 9T or PBT, UL Recognized Shell: Steel, Nickel Plated
<b>Waterproof Rating</b>	Receptacle: IP68 Overmolded with Cable: IP67 Field Installable: IP67
<b>Temperature Range</b>	Receptacle: -40°C~105°C Overmolded with Cable: -20°C~80°C Field Installable: -40°C~105°C
<b>Contact Resistance</b>	≤ 20mΩ
<b>Insulation Resistance</b>	≥ 500MΩ at DC500V
<b>Durability</b>	500 cycles
<b>Breakdown Voltage</b>	≥ AC500V / 1 minute
<b>More to know</b>	Standard Cable Length: 01~99M

【Note】 Design and specification are subject to change without notice.



# Physical Dimension

## Receptacle

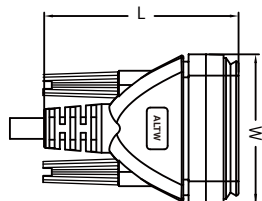


Current Rating		Dimension		Type	L (A)	L (B)	L (C)	I	II	III	IV	
Connector	Current Rating	Number of Contacts	Female / Male					Female	Male	Female	Male	Female / Male
Standard D-SUB	5A	9Pins	B	20.0	28.2	-	39.4	25.0	16.33	16.92	21.0	
		15Pins	A	28.0	36.5	58.4	-	-	24.66	25.25	-	
			B	28.0	36.5	-	47.8	33.3	24.66	25.25	21.0	
		25Pins	B	41.5	51.0	-	64.5	47.04	38.4	38.96	21.0	
		37Pins	B	57.9	67.8	-	78.4	63.5	54.8	55.4	21.3	
High Density D-SUB	2A	50Pins	B	55.5	65.0	-	75.9	61.0	52.20	52.80	23.9	
		15Pins	B	20.0	28.2	-	39.4	25.0	16.33	16.92	21.0	
		26Pins	A	28.0	36.5	58.4	-	-	24.66	25.25	-	
			B	28.0	36.5	-	47.8	33.3	24.66	25.25	21.0	
		44Pins	B	41.5	51.0	-	64.5	47.04	38.40	38.96	21.0	
62Pins	B	57.9	67.8	-	78.4	63.5	54.8	55.4	21.3			
78Pins	B	55.5	65.0	-	75.9	61.1	52.20	52.80	23.9			

\* Maximum Panel Thickness: 2mm

Unit: mm

## Overmolded with Cable

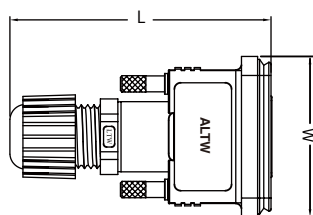


With Strain Relief / Straight

Current Rating		Dimension		L	W
Connector	Current Rating	Number of Contacts	Female / Male	Female / Male	Female / Male
Standard D-SUB	5A	9	55.9	42.4	
		15	53.5	50.6	
		25	60.0	64.5	
		37	69.3	81.1	
		50	71.8	79.3	
High Density D-SUB	2A	15	55.9	42.4	
		26	53.5	50.6	
		44	60.0	64.5	
		62	69.3	81.1	
		78	71.8	79.3	

Unit: mm

## Field Installable













Without Strain Relief / Straight

Current Rating		Dimension		L	W
Connector	Current Rating	Number of Contacts	Female / Male	Female / Male	Female / Male
Standard D-SUB	5A	9	66.8	42.8	
		15	63.0	50.7	
		25	81.6	50.6	
		37	91.9	64.4	
High Density D-SUB	2A	15	66.8	42.8	
		26	63.0	50.7	
			81.6	50.6	
44	91.9	64.4			

Unit: mm

[Note] Design and specification are subject to change without notice.

# Contact Configuration

	Standard D-SUB (5A)	High Density D-SUB (2A)
9Pin (09)	 R C F	
15Pin (15)	 R C F	 R C F
25Pin (25)	 R C F	
26Pin (26)		 R C F
37Pin (37)	 R C	
44Pin (44)		 R C F
50Pin (50)	 R C	
62Pin (62)		 R C
78Pin (78)		 R C

**R:** Receptacle  
**C:** Overmolded with Cable  
**F:** Field Installable





▲ 2A (HDB) ①  
● 5A (SDB)

**Number of Contacts :** ②  
e.g.2 contacts (02)

**Connector (Housing) Gender:** ④  
Male(M) or Female(F)

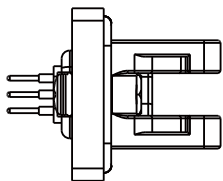
**Contact Gender:** ⑤  
Male(M) or Female(F)

**More to Choose:** ⑥

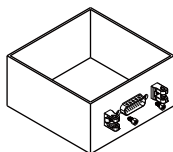
- Solder (S)  
- Solder Contact  

- PCB Type (P)  
- 90° PCB      - 180° PCB  
      
- Crimp type (C)  


# Product Features

## Receptacle




### Connector Body(Style) 3



Front Fastened (P)

### Mating Style 7

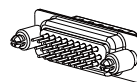


Automated Latch (Q)

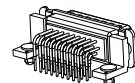


Screw Thread (S)

### Backshell 8



(With Board Lock)  
Straight (A)



Right Angle (B)

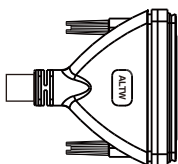


(Without Board Lock)  
Straight (L)

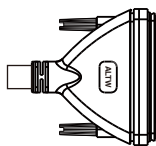


Right Angle (R)

## Overmolded with Cable



### Backshell 8



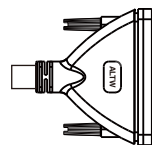
Straight (L)

### Mating Style 7



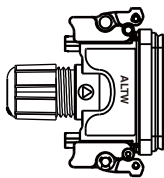
Screw Thread (S)

### Connector Body(Style) 3



With Strain Relief (A)


## Field Installable



(Metal Item)

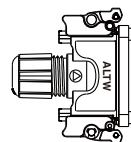
### Mating Style 7

(Metal Item)

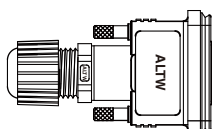


Automated Latch (Q)

### Connector Body(Style) 3



Without Strain Relief (B)



(Plastic Item)

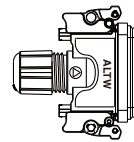
### Mating Style 7

(Plastic Item)



Screw Thread (S)

### Backshell 8



Straight (L)

【Note】 Design and specification are subject to change without notice.

# Find Our Standard Products

## ↘ Receptacle and Mating Pair

<ul style="list-style-type: none"> <li>• Male Connector (Housing)</li> <li>• Male Contacts</li> <li>• Screw Thread</li> <li>• Plastic Connectors</li> </ul>		Receptacle	Overmolded with Cable	Field Installable
Current Rating (Code)	Contacts <b>2</b>	Male Connector (M) Male Contacts (M)	Female Connector (F) Female Contacts (F)	Female Connector (F) Female Contacts (F)
Standard D-SUB 5A (SDB)	09, 15, 25, 37, 50	SDB- <b>2</b> PMMP-SA800 1 SDB- <b>2</b> PMMP-SB800 1 SDB- <b>2</b> PMMP-SL800 1 SDB- <b>2</b> PMMP-SR800 1 SDB- <b>2</b> PMMS-SL800 1	SDB- <b>2</b> AFFM-SL7AXX*	SDB- <b>2</b> BFFA-SL700 1 SDB- <b>2</b> BFFC-SL700 1
High Density D-SUB 2A (HDB)	15, 26, 44, 62, 78	HDB- <b>2</b> PMMP-SA800 1 HDB- <b>2</b> PMMP-SB800 1 HDB- <b>2</b> PMMP-SL800 1 HDB- <b>2</b> PMMP-SR800 1 HDB- <b>2</b> PMMS-SL800 1	HDB- <b>2</b> AFFM-SL7AXX*	HDB- <b>2</b> BFFA-SL700 1
		- PCB 180° with Board Lock : 5A (SDB) 09 / 15 / 25 / 37 pins 2A (HDB) 15 / 26 / 44 / 62 pins - PCB 90° with Board Lock: 5A (SDB) 09 / 15 / 25 pins 2A (HDB) 15 / 26 / 44 pin - Solder Type: 5A (SDB) 09 / 15 / 25 / 37 / 50 pins 2A (HDB) 15 / 26 / 44 / 62 / 78 pins	-	- Crimp Pin: 5A (SDB) 09 / 15 / 25 pins - Solder Pin: 5A (SDB) 09 / 15 / 25 pins 2A (HDB) 15 / 26 / 44 pins

\* XX: Choose the cable length from 01~99



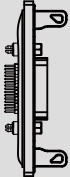
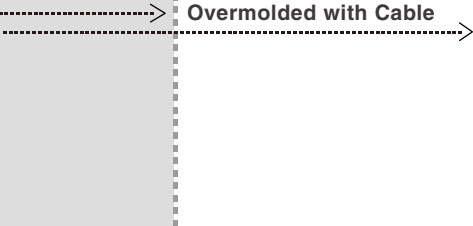
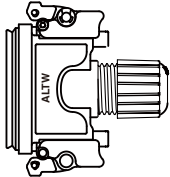
## Receptacle and Mating Pair

<ul style="list-style-type: none"> <li>• Female Connector (Housing)</li> <li>• Female Contacts</li> <li>• Screw Thread</li> <li>• Plastic Connectors</li> </ul>		Receptacle	Overmolded with Cable	Field Installable
Current Rating (Code)	Contacts <b>2</b>	Female Connector (F) Female Contacts (F)	Male Connector (M) Male Contacts (M)	Male Connector (M) Male Contacts (M)
Standard D-SUB 5A (SDB)	09, 15, 25, 37, 50	SDB- <b>2</b> PFFP-SA800 1 SDB- <b>2</b> PFFP-SB800 1 SDB- <b>2</b> PFFP-SL800 1 SDB- <b>2</b> PFFP-SR800 1 SDB- <b>2</b> PFFS-SL800 1	SDB- <b>2</b> AMMM-SL7XX*	SDB- <b>2</b> BMMA-SL700 1 SDB- <b>2</b> BMMA-SL700 1
High Density D-SUB 2A (HDB)	15, 26, 44, 62, 78	HDB- <b>2</b> PFFP-SA800 1 HDB- <b>2</b> PFFP-SB800 1 HDB- <b>2</b> PFFP-SL800 1 HDB- <b>2</b> PFFP-SR800 1 HDB- <b>2</b> PFFS-SL800 1	HDB- <b>2</b> AMMM-SL7AXX*	HDB- <b>2</b> BMMA-SL700 1
		- PCB 180° with Board Lock : 5A (SDB) 09 / 15 / 25 / 37 pins 2A (HDB) 15 / 26 / 44 / 62 pins - PCB 90° with Board Lock: 5A (SDB) 09 / 15 / 25 pins 2A (HDB) 15 / 26 / 44 pin - Solder Type: 5A (SDB) 09 / 15 / 25 / 37 / 50 pins 2A (HDB) 15 / 26 / 44 / 62 / 78 pins	-	- Crimp Pin: 5A (SDB) 09 / 15 / 25 pins - Solder Pin: 5A (SDB) 09 / 15 / 25 pins 2A (HDB) 15 / 26 / 44 pins

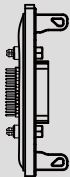
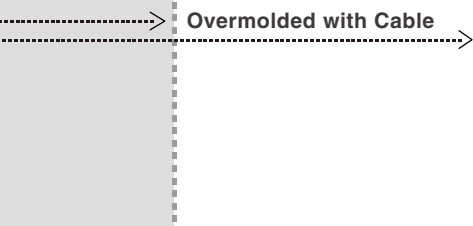
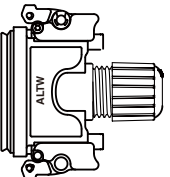
\* XX: Choose the cable length from 01~99

【Note】 Design and specification are subject to change without notice.

▾ Receptacle and Mating Pair

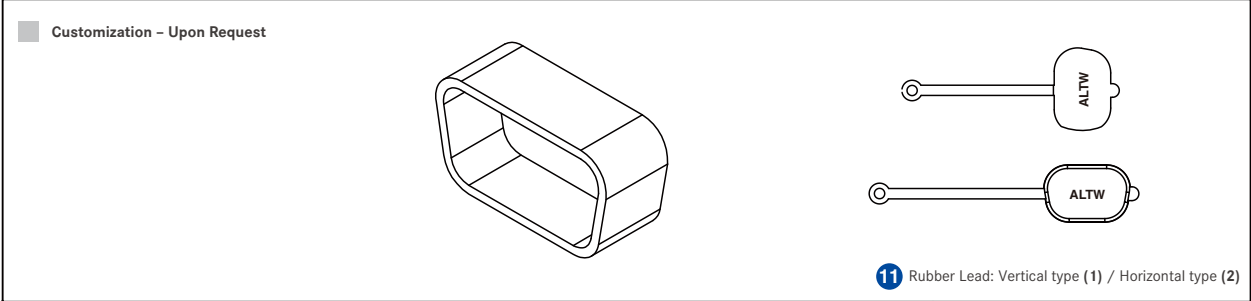
<ul style="list-style-type: none"> <li>• Male Connector (Housing)</li> <li>• Male Contacts</li> <li>• Automated Latch</li> <li>• Metal Connectors</li> </ul>		Receptacle	Overmolded with Cable	Field Installable
				
Current Rating (Code)	Contacts	Male Connector (M) Male Contacts (M)	Female Connector (F) Female Contacts (F)	Female Connector (F) Female Contacts (F)
Standard D-SUB 5A (SDB)	15	SDB-15PMMP-QA8001 SDB-15PMMP-QB8001 SDB-15PMMP-QL8001 SDB-15PMMS-QL8001	-	SDB-15BFFA-QL7001
High Density D-SUB 2A (HDB)	26	HDB-26PMMP-QA8001 HDB-26PMMP-QB8001 HDB-26PMMP-QL8001 HDB-26PMMS-QL8001	-	HDB-26BFFA-QL7001

▾ Receptacle and Mating Pair

<ul style="list-style-type: none"> <li>• Female Connector (Housing)</li> <li>• Female Contacts</li> <li>• Automated Latch</li> <li>• Metal Connectors</li> </ul>		Receptacle	Overmolded with Cable	Field Installable
				
Current Rating (Code)	Contacts	Female Connector (F) Female Contacts (F)	Male Connector (M) Male Contacts (M)	Male Connector (M) Male Contacts (M)
Standard D-SUB 5A (SDB)	15	SDB-15PFFP-QA8001 SDB-15PFFP-QB8001 SDB-15PFFP-QL8001 SDB-15PFFS-QL8001	-	SDB-15BMMA-QL7001
High Density D-SUB 2A (HDB)	26	HDB-26PFFP-QA8001 HDB-26PFFP-QB8001 HDB-26PFFP-QL8001 HDB-26PFFS-QL8001	-	HDB-26BMMA-QL7001

# Accessories

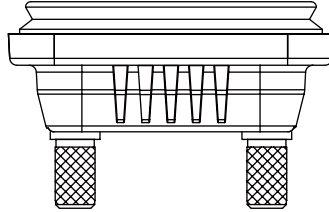
## ▾ Dust Cap



Type		Mating Pairs	Mating Pair (Gender)	P/N
Standard D-SUB	High Density D-SUB			
Standard (9 pins)	High Density (15 Pins)	Receptacle (With horizontal rubber lead)	Male	CAP-DD1MDPC2
		Receptacle and Overmolded with Cable (With horizontal / Vertical rubber lead)		CAP-DD1MDMA1
		Receptacle	Female	CAP-DD1FDPC <b>11</b>
		Receptacle and Overmolded with Cable		CAP-DD1FDMA1
Standard (15 pins)	High Density (26 Pins)	Receptacle and Overmolded with Cable	Male	CAP-DD2MDMA1
		Receptacle and Overmolded with Cable	Female	CAP-DD2FDMA1
Standard (25 pins)	High Density (44 Pins)	Receptacle and Overmolded with Cable	Male	CAP-DD3MDMA1
		Receptacle (With horizontal rubber lead)	Female	CAP-DD3FDPC1
		Receptacle and Overmolded with Cable		CAP-DD3FDMA1

## Waterproof Cap

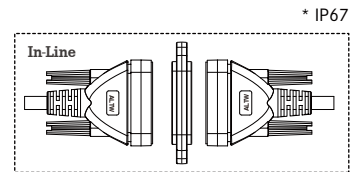

■ Customization - Upon Request



Type		Mating Pairs	Mating Style	Mating Pair (Gender)	P/N
Standard D-SUB	High Density D-SUB				
Standard (9 pins)	High Density (15 Pins)	Receptacle	Screw Thread	Male & Female	CAP-WD1CSPA1
Standard (15 pins)	High Density (26 Pins)	Receptacle	Screw Thread	Male & Female	CAP-WD2CSPA1
Standard (25 pins)	High Density (44 Pins)	Receptacle	Screw Thread	Male & Female	CAP-WD3CSPA1

## Joint

■ Customization - Upon Request



Type		Mating Style	P/N
Standard D-SUB	High Density D-SUB		
Standard (9 pins)	High Density (15 Pins)	Screw Thread	DJ1-00JNNA-SL7001
Standard (15 pins)	High Density (26 Pins)	Screw Thread	DJ2-00JNNA-SL7001
Standard (25 pins)	High Density (44 Pins)	Screw Thread	DJ3-00JNNA-SL7001

**Amphenol LTW Technology Co., Ltd.**

5F-3, No.51, Sec.4, Zhongyang Rd., Tucheng Dist., New Taipei City 236, Taiwan  
Telephone: +886-2-77416888 Fax: +886-2-77416999  
[www.amphenolltw.com](http://www.amphenolltw.com)

**Kunshan Factory**

No. 62, DaTong Road, Development Zone, Kunshan City, JiangSu Province, 215333 China  
Telephone: +86-512-5761-0501  
Fax: : +86-512-5761-0515

**For further information, please contact :**

Sales & Marketing Department | Email : [sales@ltw-tech.com](mailto:sales@ltw-tech.com)