




# CFM41S SERIES

## 40 WATT SINGLE OUTPUT AC-DC OPEN FRAME



### Features

- \* Universal Input 90~264VAC
- \* EN55032 Class B and CISPR/FCC Class B
- \* Approval IEC/EN/UL 62368-1
- \* Meets IEC/EN60335-1
- \* Continuous Short Circuit Protection
- \* Over Voltage Protection
- \* No Load Power Consumption < 0.15W
- \* Peak Load (2 Times of Rated Current)
- \* Class II



### Ordering information

**CFM41SXXX- X**  
 Blank: PCB mount  
 E: Encapsulated  
 T: WAFER

MODEL	Output Voltage	Output Current	PEAK Current NOTE6	Ripple (mV p-p) NOTE1	Voltage Accuracy NOTE2	Line Regulation NOTE3	Load Regulation NOTE4	% EFF. (typ.) NOTE5
CFM41S050	5 V	6 A	12 A	100mV	±2%	±0.5%	±1%	87%
CFM41S120	12 V	3.34 A	6.66 A	120mV	±1%	±0.5%	±1%	90%
CFM41S150	15 V	2.67 A	5.34 A	150mV	±1%	±0.5%	±1%	90%
CFM41S240	24 V	1.67 A	3.34 A	240mV	±1%	±0.5%	±1%	90%
CFM41S360	36 V	1.11 A	2.22 A	360mV	±1%	±0.5%	±1%	90%
CFM41S480	48 V	0.83 A	1.66 A	480mV	±1%	±0.5%	±1%	90%

Typical at 25°C, nominal line and 75% load, unless otherwise Specified

## Specifications

### INPUT SPECIFICATIONS:

Voltage ..... 90~264Vac  
 120~370Vdc  
 Frequency ..... 47 to 63Hz  
 Inrush Current ..... 70A max. @240Vac, Cold Start @25°C  
 Leakage Current ..... 0.25mA max. @ 264Vac  
 Input Current ..... 100Vac/1A max., 240Vac/0.55A max.

### OUTPUT SPECIFICATIONS:

Holdup Time ..... 10ms typ. @115Vac  
 Short Circuit Protection ..... Hiccup Mode (Auto Recovery)  
 Temperature Coefficient ..... ±0.05%/°C max.  
 Over Voltage Protection ..... TVS Component to Clamp  
 Startup Time ..... 115Vac<2s typ. 230Vac<1s typ.  
 Switching Frequency ..... 65KHz Typical

### GENERAL SPECIFICATIONS:

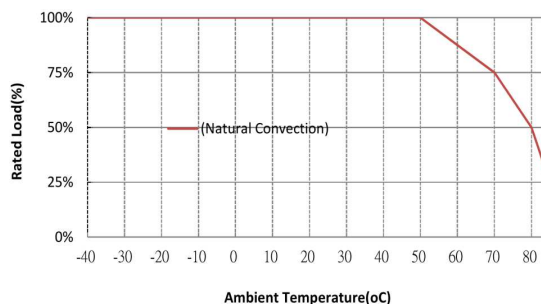
Isolation Voltage (Input to Output) ..... 3000VAC  
 Operating Temperature ..... -40~85°C (See Derating Curve)  
 Storage Temperature ..... -40°C~85°C  
 Cooling ..... Natural Convection  
 Humidity ..... 93%RH max. Non Condensing  
 MTBF ..... MIL-HDBK-217F, GB, 25°C/115VAC ..... 350Khrs min  
 Life time ..... 26000 hours min.@ 75% Load, 40°C  
 Altitude ..... 5000m  
 Dimensions ..... 2.000x2.000x1.01 inches (50.80x50.80x25.6 mm)  
 -E: 2.14x2.14x1.043 inches (54.37x54.37x26.5 mm)  
 -T: 2.70x2.00x0.941 inches (68.58x50.80x23.9 mm)  
 Weight ..... 61g, 142g(-E), 64g(-T)

### SAFETY AND EMISSION:

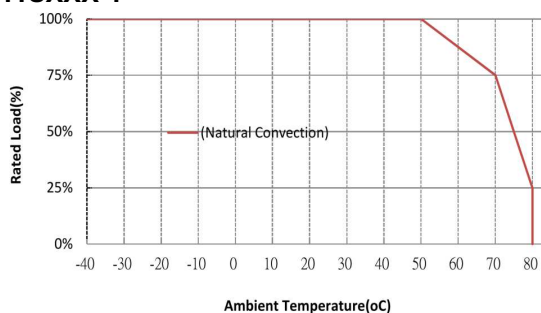
Emission and Immunity ..... EN55032 Class B, FCC Part 15 Class B  
 EN61000-3-2, EN61000-3-3, EN61000-6-1, EN61000-6-2  
 EN61000-6-3, EN61000-6-4, EN55024, EN61204-3  
 Safety ..... Class II, IEC/EN/UL62368-1

## CFM41S Series De-rating Curve

**CFM41SXXX - CFM41SXXX-E**



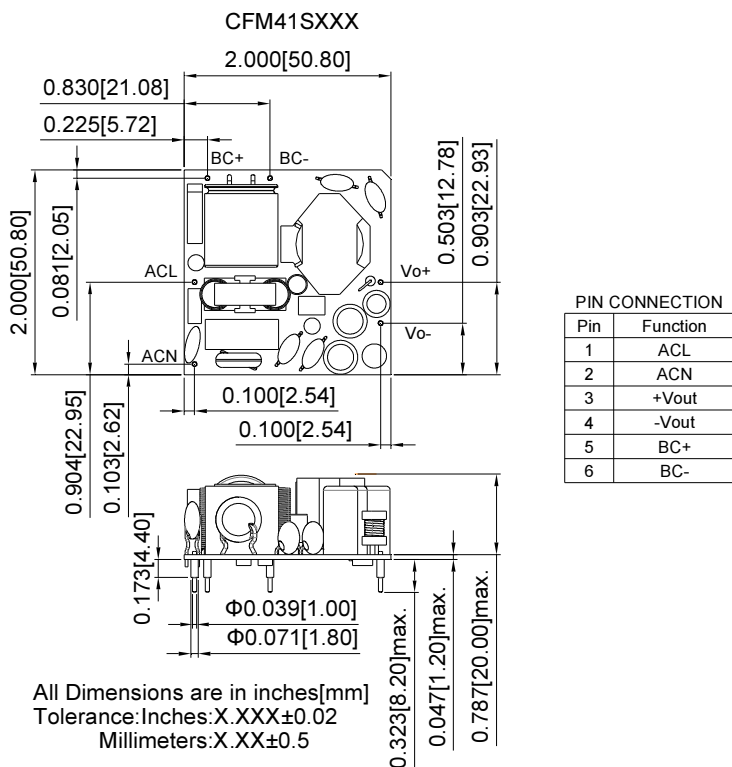
**CFM41SXXX-T**



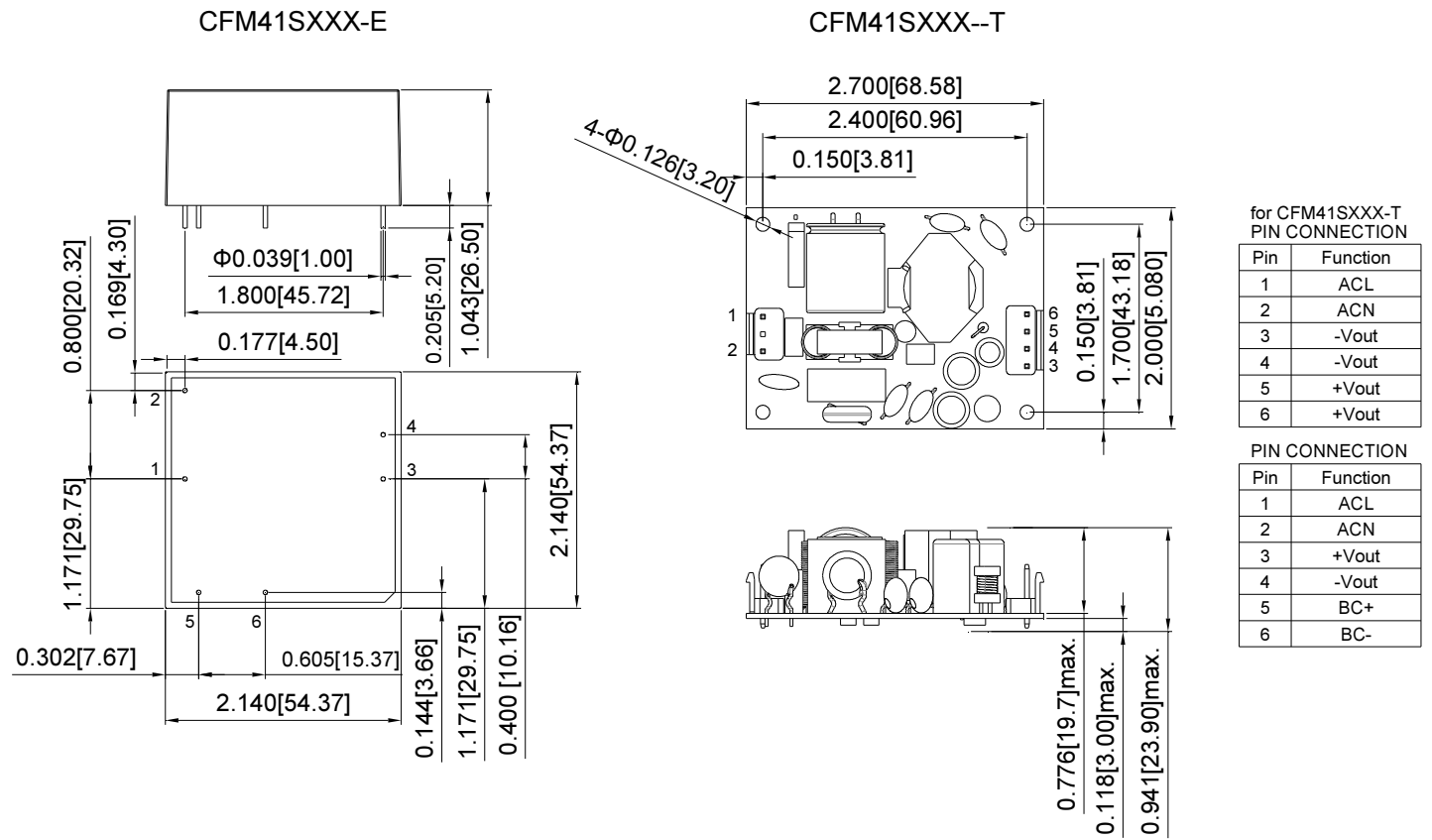
### NOTE:

1. Voltage accuracy is set of 100% rated load.
2. Add a 0.1uF ceramic capacitor and a 10uF E.L. capacitor to output for ripple&noise measuring @20MHz BW.
3. Line regulation is measured from high line to low line with full load
4. Load regulation is measured from 10% to 100% full load.
5. Typical efficiency at 230VAC and full load at 25°C
6. PL (peak load function) Lasting time < 10 seconds with a maximum 10% duty cycle and must add external 68uF / 400V capacitor to BC+ & BC-.
7. CFM41SXXX-T input and output connectors (CN1 and CN2) wafer with TAIWAN KING PIN TERMINAL PVHI series and mate with JST housing VHR series or equivalent.

## Mechanical Specification



**Mechanical Specification**



Typical at 25°C, nominal line and 75% load, unless otherwise Specified

# Mouser Electronics

Authorized Distributor

Click to View Pricing, Inventory, Delivery & Lifecycle Information:

## Cincon:

[CFM41S050](#) [CFM41S050-E](#) [CFM41S050-T](#) [CFM41S120](#) [CFM41S120-E](#) [CFM41S120-T](#) [CFM41S360](#)  
[CFM41S360-E](#) [CFM41S360-T](#) [CFM41S480](#) [CFM41S480-E](#) [CFM41S480-T](#) [CFM41S150](#) [CFM41S150-E](#)  
[CFM41S150-T](#) [CFM41S240](#) [CFM41S240-E](#) [CFM41S240-T](#)