



# CFM130S SERIES 130 WATT AC-DC POWER SUPPLY WITH PFC

## Features

- Universal Input Range 80~264Vac
- High Efficiency up to 94%
- 2"x 3" Open Frame Compact Size
- Class I & Class II (NOTE8)
- 100W with Natural Convection
- 130W with Fan-Cooled
- No Load Input Power Consumption<150mW
- Approved Safety IEC/EN/UL 62368-1
- Meets IEC/EN60335-1
- Operating Altitude 5000m
- Continuous Short Circuit Protection
- Active PFC Function



MODEL NUMBER	OUTPUT VOLTAGE	OUTPUT CURRENT		RIPPLE & NOISE NOTE2	VOLTAGE ACCURACY NOTE1	LINE REGULATION NOTE3	LOAD REGULATION NOTE4	%EFF. (Typ) NOTE5
		NATURAL CONVECTION	FAN COOLED NOTE7					
CFM130S120	12 V	8.34 A	10.8 A	120 mV	±2%	±0.5%	±1%	93%
CFM130S180	18 V	5.56 A	7.2 A	180 mV	±2%	±0.5%	±1%	93%
CFM130S190	19 V	5.26 A	6.8 A	190 mV	±2%	±0.5%	±1%	93%
CFM130S240	24 V	4.2 A	5.4 A	240 mV	±2%	±0.5%	±1%	93%
CFM130S360	36 V	2.8 A	3.6 A	360 mV	±2%	±0.5%	±1%	94%
CFM130S480	48 V	2.1 A	2.7 A	480 mV	±2%	±0.5%	±1%	94%

Note:

1. Voltage accuracy is set at full load.
2. Add a 0.1uF ceramic capacitor and a 10uF E.L. capacitor to output for ripple & noise measuring @20MHz BW.
3. Line regulation is measured from 100Vac to 240Vac with full load.
4. Load regulation is measured from 10% to 100% full load.
5. Typical efficiency at 230 VAC and 75% full load at 25°C.
6. Standard input and output connectors (CN1 and CN2) wafer with TAIWAN KING PIN TERMINAL PVHI series and mate with JST housing VHR series or equivalent.
7. Requires 10CFM.
8. Conductive: Class I & Class II meets Class B Radiation: Class I meet Class B, Class II meet Class A.

## PART NUMBER

Series	Number of Outputs	Nominal Output Voltage	Type
CFM130	X	XXX	-X (Option)
CFM130	S : Single	120 : 12V 180 : 18V 190 : 19V 240 : 24V 360 : 36V 480 : 48V	Blank : Wafer B : Base Cooling C : Cover

Part Number Example:

**CFM130S120-B:** Open Frame, 130W, Single 12Vdc Output, Base Cooling



# CFM130S Series

## TECHNICAL SPECIFICATIONS

(All specifications are typical at nominal input, full load at 25°C unless otherwise noted.)

### ABSOLUTE MAXIMUM RATINGS

PARAMETER	NOTES and CONDITIONS	Device	Min.	Typ.	Max.	Units
Input Voltage		All	80		264	V <sub>ac</sub>
Operating Temperature	See Derating Curve	All	-30		70	°C
Storage Temperature		All	-40		85	°C
Operating Altitude		All			5000	m

### INPUT CHARACTERISTICS

PARAMETER	NOTES and CONDITIONS	Device	Min.	Typ.	Max.	Units
Operating Voltage Range		All	100		240	V <sub>ac</sub>
Input Frequency Range		All	47		63	Hz
Maximum Input Current	100% Load, V <sub>in</sub> =100Vac	All			1.8	A
Inrush Current	V <sub>in</sub> =240V <sub>ac</sub> , Cold start @25°C	All			100	A
Leakage Current		All			100	uA
Under Voltage Protection		All	55	62	70	V

### OUTPUT CHARACTERISTICS

PARAMETER	NOTES and CONDITIONS	Device	Min.	Typ.	Max.	Units
Output Voltage Set Point	V <sub>in</sub> =80V <sub>ac</sub> ~264V <sub>ac</sub> , I <sub>o</sub> =Full load, Ambient temperature=25°C	CFM130S120	11.76	12	12.24	V <sub>dc</sub>
		CFM130S180	17.64	18	18.36	
		CFM130S190	18.62	19	19.38	
		CFM130S240	23.52	24	24.48	
		CFM130S360	35.28	36	36.72	
		CFM130S480	47.04	48	48.96	
Operating Output Current Range	V <sub>in</sub> =80V <sub>ac</sub> ~264V <sub>ac</sub> , See Derating Curve	CFM130S120			10.8	A
		CFM130S180			7.2	
		CFM130S190			6.8	
		CFM130S240			5.4	
		CFM130S360			3.6	
		CFM130S480			2.7	
Holdup Time	V <sub>in</sub> =115V <sub>ac</sub>	All	20			ms
Output Voltage Regulation						
Load Regulation	10% Load to Full Load	All			±1.0	%
Line Regulation	V <sub>in</sub> =High line to low line	All			±0.5	%
Over Voltage Protection	Auto recovery	CFM130S120		13.5		V <sub>dc</sub>
		CFM130S180		20.5		
		CFM130S190		23		
		CFM130S240		30		
		CFM130S360		42		
		CFM130S480		54		
Over Current Protection	Auto recovery	All	115	130	145	%
Short Circuit Protection	Auto recovery	All				



# CFM130S Series

PARAMETER	NOTES and CONDITIONS	Device	Min.	Typ.	Max.	Units
Output Ripple and Noise	1. Add a 0.1uF Ceramic Capacitor and a 10uF Aluminum Electrolytic Capacitor to Output 2. Oscilloscope is 20MHz Band Width 3. Ambient Temperature=25°C	CFM130S120			120	mV
		CFM130S180			180	
		CFM130S190			190	
		CFM130S240			240	
		CFM130S360			360	
		CFM130S480			480	
Load Capacitance	1. Input Voltage is 115V <sub>ac</sub> and 230V <sub>ac</sub> . 2. Output is max. Full Load 3. Ambient Temperature=25°C	CFM130S120			8400	uF
		CFM130S180			5600	
		CFM130S190			5200	
		CFM130S240			4200	
		CFM130S360			2720	
		CFM130S480			2040	
Efficiency	1. Input Voltage is 230V <sub>ac</sub> 2. Output is 75% Full Load 3. Ambient Temperature=25°C	CFM130S120		93		%
		CFM130S180		93		
		CFM130S190		93		
		CFM130S240		93		
		CFM130S360		94		
		CFM130S480		94		

## ISOLATION CHARACTERISTICS

PARAMETER	NOTES and CONDITIONS	Device	Min.	Typ.	Max.	Units
Input to Output	1 minute (without dielectric breakdown)	All			3000	V <sub>ac</sub>
Input to Earth (Ground)	1 minute (without dielectric breakdown)	All			1500	V <sub>ac</sub>
Output to Earth (Ground)	1 minute (without dielectric breakdown)	All			500	V <sub>ac</sub>
Isolation Resistance	Input to Output	All	100			MΩ

## FEATURE CHARACTERISTICS

PARAMETER	NOTES and CONDITIONS	Device	Min.	Typ.	Max.	Units
Switching Frequency		All		105		kHz

## GENERAL SPECIFICATIONS

PARAMETER	NOTES and CONDITIONS	Device	Min.	Typ.	Max.	Units
MTBF	I <sub>o</sub> =100%; T <sub>a</sub> =25°C per MIL-HDBK-217F	All	400			k hours
Humidity	Non-condensing	All			93	% RH
Shock	Meets MIL-STD-810F Table 516.5, TABLE 516.5-I 10ms, each axis 3 times(±X、±Y、±Z axis)	All		75		g
Vibration	Meets MIL-STD-810F Table 514.5C-VIII, 15~2000Hz, X、Y、Z axis, 1 hr (each axis),. total 3 hrs.	All		4		g
Weight		CFM130S		135		grams
		CFM130S-B		170		
		CFM130S-C		218		
Dimensions	Open Frame (Wafer)	All	3.000x2.000x1.201 Inches (76.20x50.80x30.50 mm)			
	B (Base Cooling)		3.598x2.000x1.299 Inches (91.40x50.80x33.00mm)			
	C (Cover)		3.598x2.520x1.358 Inches (91.40x64.00x34.50mm)			
Safety	Class I, Class II, IEC/EN/UL62368-1					Ed. 2.0
EMC Emission	EN 55032: 2015+A1: 2016, 47 CFR FCC Part 15 Subpart B, EN 61204-3: 2000, EN 6100-6-3: 2007+A1: 2011+AC: 2012, EN 6100-6-4: 2007+A1: 2011					Class B
Conducted Disturbance	EN 55032, 47 CFR FCC Part 15 (Class I & Class II meets Class B)					Class B
Radiated Disturbance	EN 55032, 47 CFR FCC Part 15 (Class I Meet Class B; Class II Meet Class A)					Class B



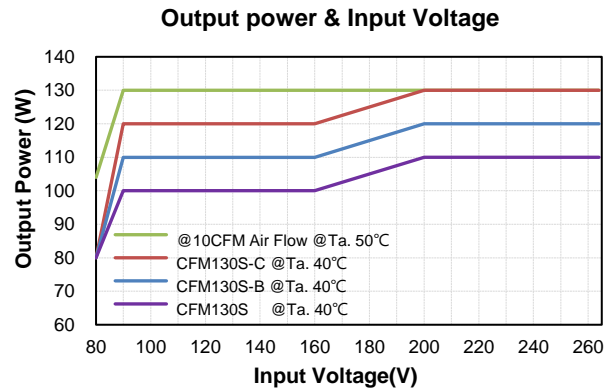
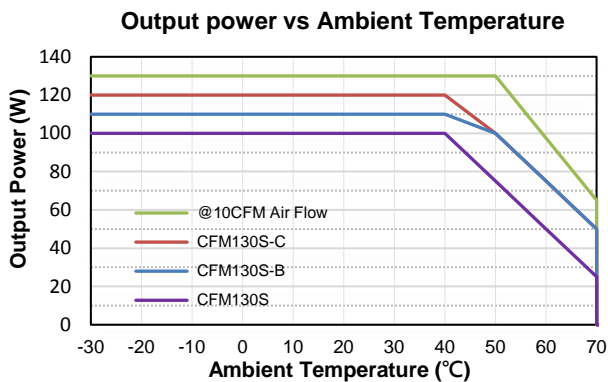
# CFM130S Series

## GENERAL SPECIFICATIONS

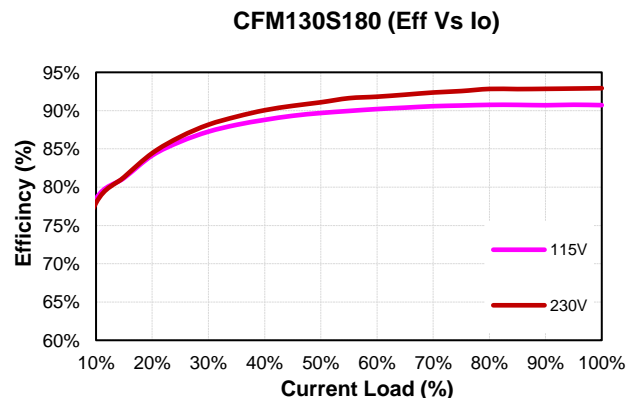
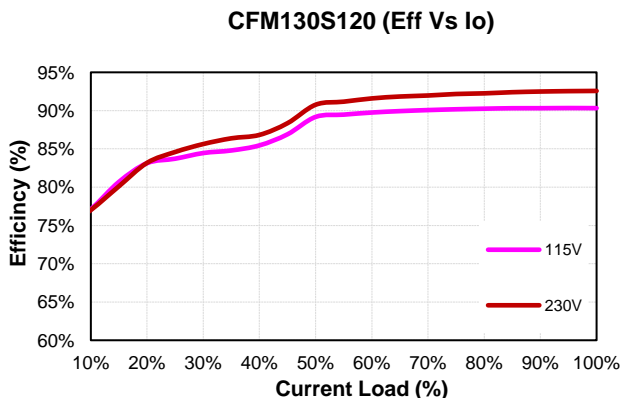
Harmonic Current Emissions	EN 61000-3-2:2014	Class A
Voltage Fluctuations & Flicker	EN 61000-3-3:2013	
EMC Immunity	EN 55024: 2010+A1: 2015, EN 61000-6-1: 2007, EN 61000-6-2: 2005+AC, EN 61204-3: 2000	
Electrostatic Discharge (ESD)	IEC 61000-4-2:2008 Air Discharge: $\pm 8\text{kV}$ , Contact Discharge: $\pm 4\text{kV}$	Criterion A
Radio-Frequency, Continuous Radiated Disturbance	IEC 61000-4-3:2010	Criterion A
Electrical Fast Transient (EFT)	IEC61000-4-4:2012, $\pm 1\text{kV}$ , $\pm 2\text{kV}$	Criterion A
Surge	IEC61000-4-5:2014, L-N: $\pm 0.5\text{kV}$ , $\pm 1\text{kV}$ , L-E(Ground): $\pm 0.5\text{kV}$ , $\pm 1\text{kV}$ , $\pm 2\text{kV}$	Criterion A
Conducted Disturbances, Induced by RF Fields	IEC 61000-4-6:2013	Criterion A
Power Frequency Magnetic Field	IEC 61000-4-8:2009	Criterion A
Voltage Dips	IEC 61000-4-11:2004, Dip: 30% Reduction, Dip >95% Reduction	Criterion A
Voltage Interruptions	IEC 61000-4-11:2004, >95% Reduction	Criterion B
Application Note Link	<a href="#">CFM130S Series App Notes</a>	

## CHARACTERISTIC CURVE

### Power Derating Curve



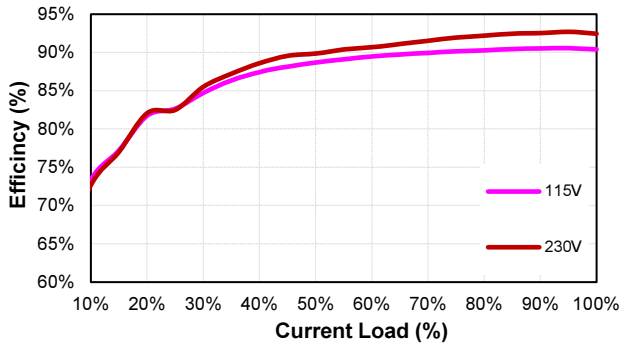
### Performance Data



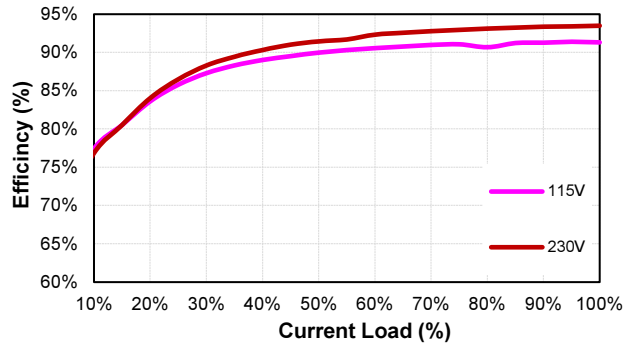


# CFM130S Series

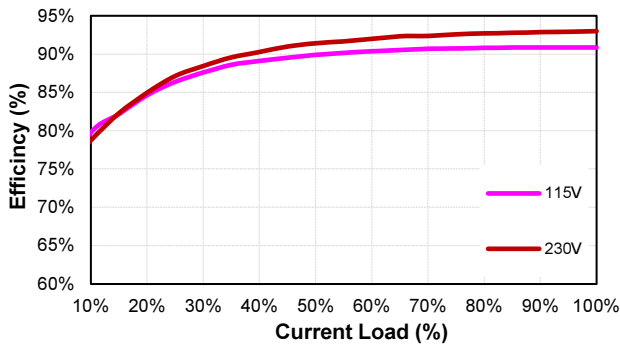
CFM130S190 (Eff Vs Io)



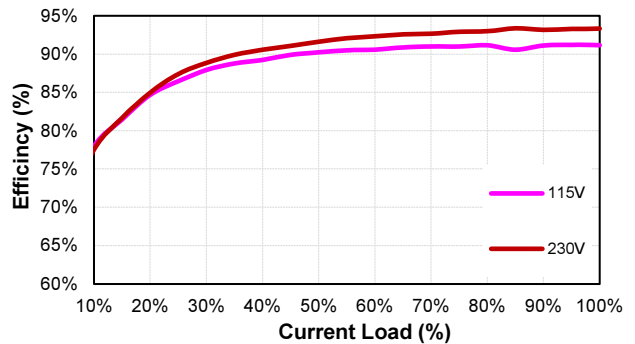
CFM130S240 (Eff Vs Io)



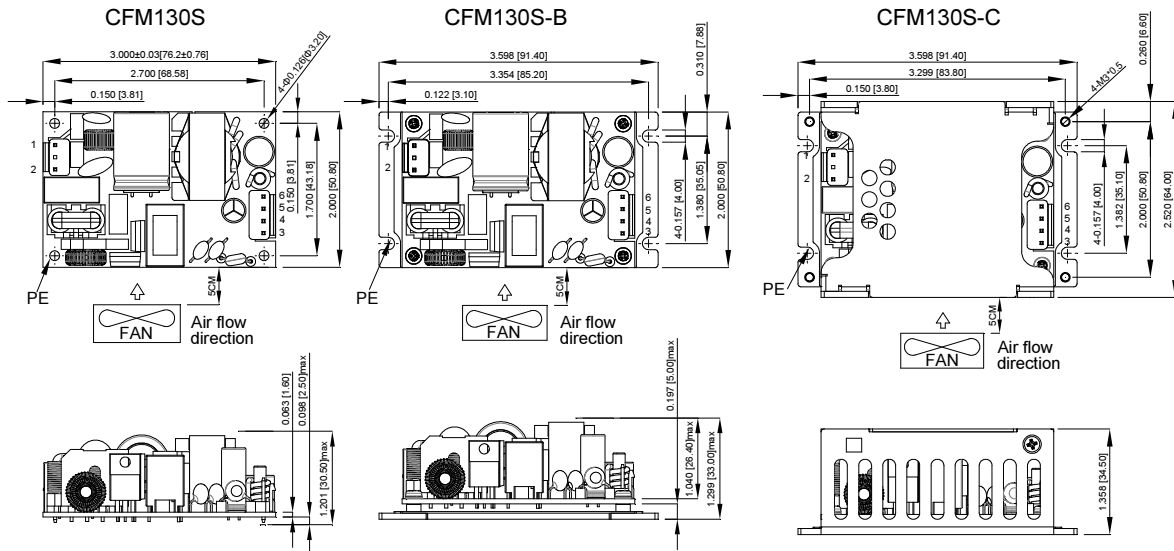
CFM130S360 (Eff Vs Io)



CFM130S480 (Eff Vs Io)



## MECHANICAL SPECIFICATION



PIN CONNECTION	
Pin	Function
1	ACL
2	ACN
3	-Vout
4	-Vout
5	+Vout
6	+Vout

All Dimensions In Inches[mm]  
Tolerance Inches: x.xxx = ± 0.02  
Millimeters: x.xx = ± 0.5

CINCON Electronics Co. Ltd.  
Add: 14F, No. 306, Sec.4, Hsin Yi Rd., Taipei, Taiwan  
Tel: 886-2-27086210  
Fax: 886-2-27029852  
E-mail: [sales@cincon.com.tw](mailto:sales@cincon.com.tw)  
Web: [www.cincon.com](http://www.cincon.com)

# Mouser Electronics

Authorized Distributor

Click to View Pricing, Inventory, Delivery & Lifecycle Information:

[Cincon:](#)

[CFM130S120](#) [CFM130S120-B](#) [CFM130S120-C](#) [CFM130S240](#) [CFM130S240-B](#) [CFM130S240-C](#) [CFM130S360](#)  
[CFM130S360-B](#) [CFM130S360-C](#) [CFM130S480](#) [CFM130S480-B](#) [CFM130S480-C](#)