
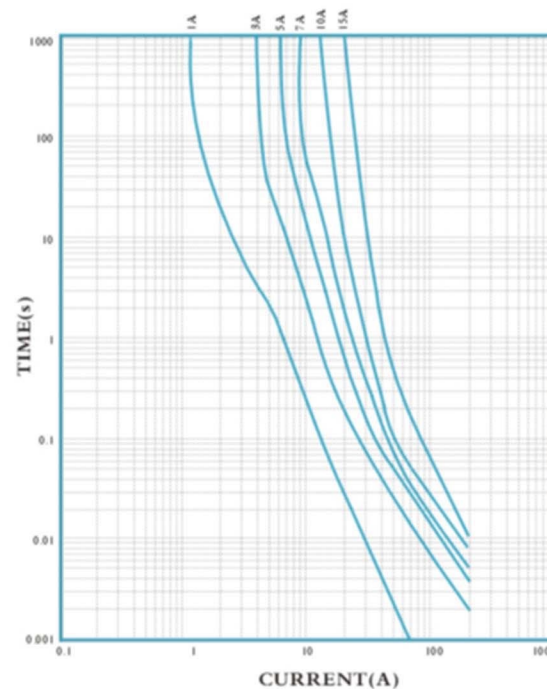




**φ 6.35x30, φ 6.35x32 CERAMIC TUBE FUSES
OUTER SOLDERING (FAST-BLOW)**



I-T CHARACTERISTICS CURVE



RATING

Catalog No.	Ampere Rating	Voltage Rating	Disjunction Power
1	100mA	H/L	H/L
2	125mA	H/L	H/L
3	150mA	H/L	H/L
4	160mA	H/L	H/L
5	200mA	H/L	H/L
6	250mA	H/L	H/L
7	300mA	H/L	H/L
8	315mA	H/L	H/L
9	350mA	H/L	H/L
10	400mA	H/L	H/L
11	500mA	H/L	H/L
12	600mA	H/L	H/L
13	700mA	H/L	H/L
14	750mA	H/L	H/L
15	800mA	H/L	H/L
16	1A	H/L	H/L
17	1.2A	H/L	H/L
18	1.25A	H/L	H/L
19	1.5A	H/L	H/L
20	1.6A	H/L	H/L
21	1.8A	H/L	H/L
22	2A	H/L	H/L
23	2.5A	H/L	H/L
24	3A	H/L	H/L
25	3.15A	H/L	H/L
26	3.5A	H/L	H/L
27	4A	H/L	H/L
28	5A	H/L	H/L
29	6A	H/L	H/L
30	6.3A	H/L	H/L
31	7A	H/L	H/L
32	8A	H/L	H/L
33	10A	H/L	H/L
34	12A	H/L	H/L
35	15A	H/L	H/L
36	20A	H/L	H/L
37	25A	H/L	H/L
38	30A	H/L	H/L

ELECTRICAL CHARACTERISTICS:

RATING	BLOWING TIME
100%	4 hours Min
135%	1 hour Max
200%	2min Max

INTERRUPTING RATING:

10,000 amperes at 125V AC (32mA-5A)
 35 amperes at 250V AC (32mA-1A)
 100 amperes at 250V AC (1.2A-3.5A)
 200 amperes at 250V AC (4A-5A)
 500 amperes at 125V AC (1A-15A)MITI TYPE A
 100 amperes at 250V AC (1A-15A)MITI TYPE A

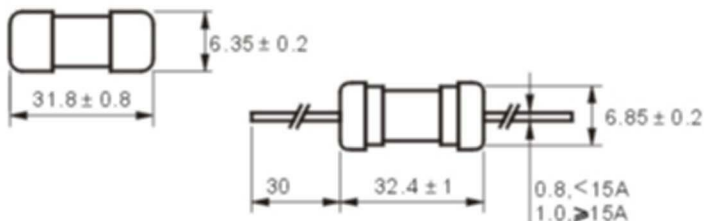
Ampere Voltage:

H Denotes For 250V
 L Denotes For 125V

Disjunction Power:

H Denotes For High Disjunction
 L Denotes For Low Disjunction

(unit:mm)

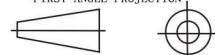


TOLERANCES UNLESS NOTED OTHERWISE

X
 XX
 XXX

90° FORMED +20°
 ANGLES -1

FIRST ANGLE PROJECTION



DRAWN		MODEL NO.	CUSTOMER		
DESIGN		FBGTF1055/1056	CUSTOMER NO.		
CHECKED					
APPROVED		DWG NO.			
DATE	07/16/25				
CONTRACT NO.					
AGENCY APPROVAL					
		Ningbo Best Group CO.,LTD www.fbelefuse.com Email:sales@fbelefuse.com Tel:+86-574-87793491 Fax:+86-574-87792835			

VER	1:1	SCALE	
UNIT	mm	SHEET	