

4-1825059-2 ✓ ACTIVE

Alcoswitch | Alcoswitch DIP, Alcoswitch DIP ADF


TE Internal #: 4-1825059-2

DIP & SIP Switches, Switch, Gold Flash, Black Housing,
Polyphenylene Sulfide (PPS), Auto-Insertable, Sealed, 8 Switch, -30
– 85 °C, Alcoswitch DIP

[View on TE.com >](#)



Relays, Contactors & Switches > Switches > DIP & SIP Switches



DIP & SIP Switch Product Type: **Switch**

DIP & SIP Switch Contact Mating Area Plating Material: **Gold Flash**

DIP & SIP Switch Housing Color: **Black**

DIP & SIP Switch Housing Material: **Polyphenylene Sulfide (PPS)**

Auto-Insertable: **Yes**

Features

Product Type Features

DIP & SIP Switch Product Type	Switch
Sealed DIP & SIP Switch	Yes
DIP & SIP Switch Type	DIP
Actuator Style	Flush, Slide

Configuration Features

Number of Positions	8
Number of Switches	8
Configuration (Pole-Throw)	Single Pole - Single Throw

Electrical Characteristics

DIP & SIP Switch Voltage Rating	5 VDC
---------------------------------	-------

Body Features

Seal Type	Tape
Actuator Color	White

Contact Features

	1.2 µin
Solder Tail Contact Plating	Nickel
DIP & SIP Switch Contact Mating Area Plating Material	Gold Flash
Auto-Insertable	Yes
DIP & SIP Switch Contact Current Rating	1 A
Contact Base Material	Copper Alloy

Termination Features

Termination Style	Outside L
-------------------	-----------

Mechanical Attachment

DIP & SIP Switch Mounting Type	Surface Mount
--------------------------------	---------------

Housing Features

DIP & SIP Switch Housing Color	Black
DIP & SIP Switch Housing Material	Polyphenylene Sulfide (PPS)
DIP & SIP Switch Centerline	2.54 mm[.1 in]

Dimensions

Length	22.3 mm[.878 in]
Height	3.5 mm[.138 in]

Usage Conditions

Operating Temperature Range	-30 – 85 °C
-----------------------------	-------------

Industry Standards

UL Flammability Rating	UL 94V-0
------------------------	----------

Packaging Features

Packaging Method	Tape & Reel
Packaging Quantity	750

Product Compliance

[For compliance documentation, visit the product page on TE.com>](#)

EU RoHS Directive 2011/65/EU	Compliant
EU ELV Directive 2000/53/EC	Compliant
China RoHS 2 Directive MIIT Order No 32, 2016	No Restricted Materials Above Threshold
EU REACH Regulation (EC) No. 1907/2006	



Current ECHA Candidate List: JAN 2023
 (233)
 Candidate List Declared Against: JAN 2023
 (233)
 Does not contain REACH SVHC









Halogen Content Not Low Halogen - contains Br or Cl > 900 ppm.




Solder Process Capability Reflow solder capable to 260°C

Product Compliance Disclaimer




This information is provided based on reasonable inquiry of our suppliers and represents our current actual knowledge based on the information they provided. This information is subject to change. The part numbers that TE has identified as EU RoHS compliant have a maximum concentration of 0.1% by weight in homogenous materials for lead, hexavalent chromium, mercury, PBB, PBDE, DBP, BBP, DEHP, DIBP, and 0.01% for cadmium, or qualify for an exemption to these limits as defined in the Annexes of Directive 2011/65/EU (RoHS2). Finished electrical and electronic equipment products will be CE marked as required by Directive 2011/65/EU. Components may not be CE marked. Additionally, the part numbers that TE has identified as EU ELV compliant have a maximum concentration of 0.1% by weight in homogenous materials for lead, hexavalent chromium, and mercury, and 0.01% for cadmium, or qualify for an exemption to these limits as defined in the Annexes of Directive 2000/53/EC (ELV). Regarding the REACH Regulation, the information TE provides on SVHC in articles for this part number is based on the latest European Chemicals Agency (ECHA) 'Guidance on requirements for substances in articles' posted at this URL: <https://echa.europa.eu/guidance-documents/guidance-on-reach>

Compatible Parts


 <p>TE Part # 1825059-1 ADF02S04=DIP SWT,FLUSH,SMT-GW</p>	 <p>TE Part # 4-1825059-1 ADF08ST04=DIP SWT,FLUSH,SMT-GW</p>	 <p>TE Part # 1-1825002-4 ADF08T04=DIP SWT,FLUSH,THRU/HL</p>	 <p>TE Part # 3-1825059-0 ADF06STTR04=DIP S,FLUSH,SMT-GW</p>
 <p>TE Part # 1825059-6 ADF02STTR04=DIP S,FLUSH,SMT-GW</p>	 <p>TE Part # 1-1825002-3 ADF0804=DIP SWT,FLUSH,THRU/HL</p>	 <p>TE Part # 1-1825059-2 ADF03STTR04=DIP S,FLUSH,SMT-GW</p>	 <p>TE Part # 2-1825059-3 ADF05ST04=DIP SWT,FLUSH,SMT-GW</p>



Also in the Series | **Alcoswitch DIP**



Also in the Series | **Alcoswitch DIP ADF**



DIP & SIP Switches(78)

Customers Also Bought



TE Part #6-1462037-0
IM43JR=IM RELAY 100mW 5V BIS




TE Part #5406436-1
MJ,TE,8P,SHLD W/PNL STPS




TE Part #1825059-6
ADF02STTR04=DIP S,FLUSH,SMT-GW



TE Part #4-1393243-4
RT424A05



TE Part #5-87589-3
14 MODII HDR DRST SHRD .100CL



TE Part #1-1393130-6
PRD-7DG0-24=PRD

Documents

Product Drawings

[ADF08STTR04=DIP S,FLUSH,SMT-GW](#)

English

CAD Files

[3D PDF](#)

3D

Customer View Model

[ENG_CVM_CVM_4-1825059-2_B.2d_dxf.zip](#)

English

Customer View Model

[ENG_CVM_CVM_4-1825059-2_B.3d_igs.zip](#)

English

Customer View Model

[ENG_CVM_CVM_4-1825059-2_B.3d_stp.zip](#)

English

By downloading the CAD file I accept and agree to the [Terms and Conditions](#) of use.



Datasheets & Catalog Pages

[SWITCHES_CORE_PROGRAM_CATALOG](#)

English

Product Environmental Compliance

[MD_4-1825059-2_07292013657_dmtec](#)

English

[MD_4-1825059-2_07292013657_dmtec](#)

English