

TSF1.5




TSF2.5



TSF6



TSF16



Dimensions & Weight

Pitch Spacing	8 mm	10 mm	12 mm	15 mm
Weight per piece (12 pole)	30 g	36 g	50 g	98 g

Technical Data/Ratings

Approvals												
Wire Size (solid / stranded)	22-12 AWG	22-16 AWG	0.2-1.5 mm ²	22-10 AWG	18-12 AWG	0.2-4 mm ²	20-8 AWG	18-10 AWG	0.2-6 mm ²	14-6 AWG	18-6 AWG	0.2-16 mm ²
Voltage Rating	600 V	600 V	400 V	600 V	600 V	400 V	600 V	600 V	400 V	600 V	600 V	800 V
Current Rating	20 A	15 A	15 A	30 A	30 A	26 A	40 A	40 A	44 A	63 A	65 A	82 A
Torque	4.4 lb-in		0.5 Nm	5.3 lb-in		0.6 Nm	7 lb-in		0.8 Nm	20 lb-in		2.25 Nm
Insulation Material	Polyamide 6.6			Polyamide 6.6			Polyamide 6.6			Polyamide 6.6		
Insert Material	Nickel Plated Copper Alloy			Nickel Plated Copper Alloy			Nickel Plated Copper Alloy			Nickel Plated Copper Alloy		
Terminal Screw Material	Zinc Yellow Chromated Steel			Zinc Yellow Chromated Steel			Zinc Yellow Chromated Steel			Zinc Yellow Chromated Steel		

Installation Instructions

Wire Stripping Length	5 mm (0.2 in.)	6 mm (0.24 in.)	7 mm (0.28 in.)	8 mm (0.32 in.)
Mounting Hole Diameter	2.8 mm	3.5 mm	4.4 mm	4.2 mm
Terminal Screw Size	M2.5	M3	M3.5	M5

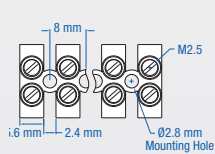
Terminal Blocks

	Cat. No.	Std. Pk.	Cat. No.	Std. Pk.	Cat. No.	Std. Pk.	Cat. No.	Std. Pk.
2 pole	40.102	13.6 mm 100	40.302	17.0 mm 100	40.502	20.0 mm 100	40.702	25.0 mm 40
3 pole	40.103	21.5 mm 100	40.303	27.0 mm 100	40.503	32.0 mm 100	40.703	40.0 mm 40
4 pole	40.104	29.5 mm 100	40.304	37.0 mm 100	40.504	44.0 mm 100	40.704	55.0 mm 40
5 pole	40.105	37.4 mm 100	40.305	47.0 mm 100	40.505	56.0 mm 100	40.705	70.5 mm 40
6 pole	40.106	45.4 mm 50	40.306	57.0 mm 50	40.506	68.0 mm 50	40.706	86.0 mm 20
7 pole	40.107	53.3 mm 50	40.307	67.0 mm 50	40.507	80.0 mm 50	40.707	101.0 mm 20
8 pole	40.108	61.3 mm 50	40.308	77.0 mm 50	40.508	92.0 mm 50	40.708	116.0 mm 20
9 pole	40.109	69.2 mm 50	40.309	87.0 mm 50	40.509	104.0 mm 50	40.709	131.0 mm 10
10 pole	40.110	77.2 mm 50	40.310	97.0 mm 50	40.510	116.0 mm 25	40.710	146.0 mm 10
11 pole	40.111	85.1 mm 50	40.311	107.0 mm 50	40.511	128.0 mm 25	40.711	161.0 mm 10
12 pole	40.112	93.0 mm 50	40.312	117.0 mm 50	40.512	140.0 mm 25	40.712	176.0 mm 10

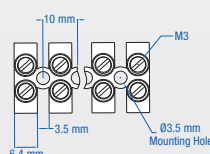
Accessories

	Cat. No.	Std. Pk.	Cat. No.	Std. Pk.	Cat. No.	Std. Pk.	Cat. No.	Std. Pk.
External Jumpers	HCL8-2	100	HCL10-2	100	HCL12-2	100	HCL15-2	100
	HCL8-3	100	HCL10-3	100	HCL12-3	100	HCL15-3	100
	HCL8-4	100	HCL10-4	100	HCL12-4	100	HCL15-4	100
	HCL8-12	25	HCL10-12	25	HCL12-12	25	HCL15-12	25
Isolation Partition	—	—	HEP4/6H	5	HEP4/6H	5	—	—
Mounting Pins	—	—	H4	50	H6	50	—	—
Marking Plates	—	—	BS24E	25	BS60E	25	BS1016E	25
	—	—	BS24EM1-12	25	BS60EM1-12	25	BS1016EM1-12	25
	—	—	BS24EM13-24	25	BS60EM13-24	25	BS1016EM13-24	25

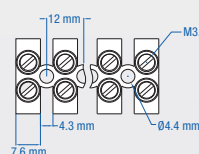
TSF1.5 DIMENSIONS



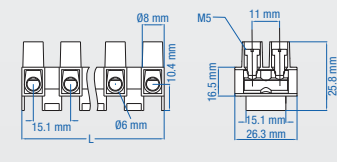
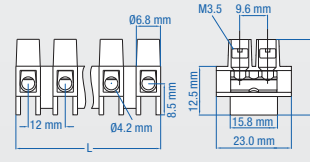
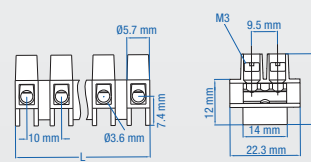
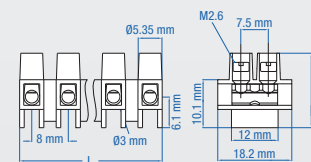
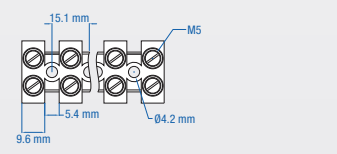
TSF2.5 DIMENSIONS



TSF6 DIMENSIONS



TSF16 DIMENSIONS



(All dimensions are shown in mm, to convert to inches please divide by 25.4)

Mouser Electronics

Authorized Distributor

Click to View Pricing, Inventory, Delivery & Lifecycle Information:

[Altech:](#)

[40.704](#)