

■ Features

- Ultra low profile.
- Magnetic shielded for low radiation.
- Bobbin ferrite core and compact size.
- Low core loss for high frequency power application.
- Large terminal surface for good PCB bonding.
- Operating temperature:-40°C ~ +125°C.

■ Applications

- Portable communication equipment.
- Notebook PC,digital camera,LCD television set.
- Power supply for VTR,OA equipment.
- DC/DC converters.

■ Product Identification

$\frac{\text{YPRH}}{(1)}$ $\frac{\square\square\square\square}{(2)}$ - $\frac{\square\square\square}{(3)}$ $\frac{\square}{(4)}$

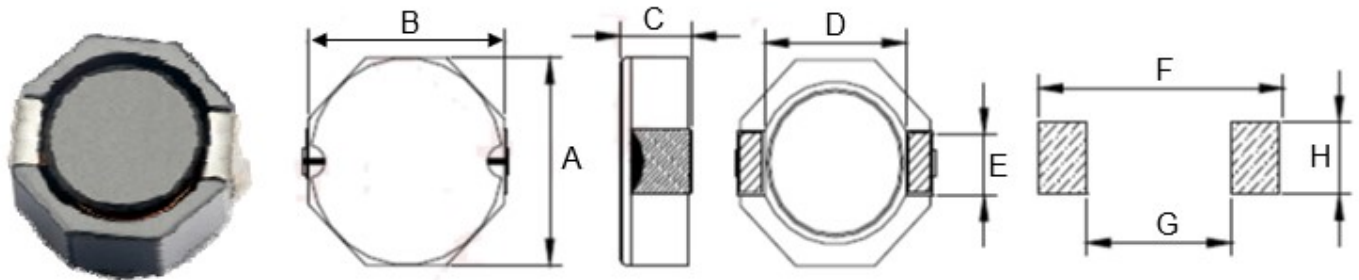
(1) : Type

(2) : Dimensions

(3) : Inductance value

(4) : Inductance Tolerance; N=±30%,M=±20%, K=±10%

■ Shapes and Dimensions (Unit: mm)



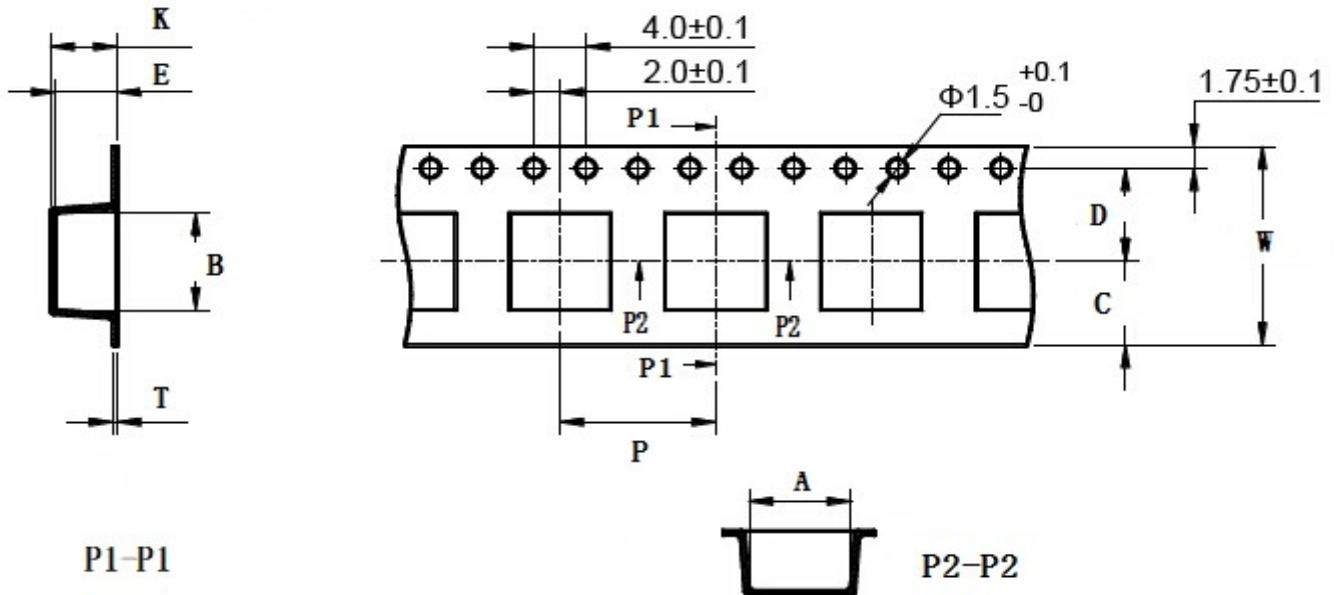
TYPE	A	B	C max.	D	E	F Ref.	G Ref.	H Ref.
YPRH8D43	8.0±0.3	8.0±0.3	4.5	6.3	2.5	10.1	6.1	2.8

■ YPRH8D43 Series

Part Number	Inductance (uH)	Test Freq. (KHz)	DCR MAX. (Ω)	Saturation Current (A)	Heat Rating Current (A)
YPRH8D43-1R0□	1.0	100	0.010	8.50	6.60
YPRH8D43-1R2□	1.2	100	0.013	8.00	6.20
YPRH8D43-2R2□	2.2	100	0.014	7.00	5.50
YPRH8D43-3R9□	3.9	100	0.019	5.90	4.50
YPRH8D43-4R7□	4.7	100	0.022	5.60	4.10
YPRH8D43-6R8□	6.8	100	0.025	4.40	3.90
YPRH8D43-100□	10.0	100	0.036	4.00	3.20
YPRH8D43-150□	15.0	100	0.053	2.90	2.30
YPRH8D43-220□	22.0	100	0.075	2.60	1.80
YPRH8D43-330□	33.0	100	0.125	2.20	1.40
YPRH8D43-470□	47.0	100	0.150	1.80	1.30
YPRH8D43-680□	68.0	100	0.240	1.50	1.00
YPRH8D43-101□	100	100	0.360	1.30	0.80

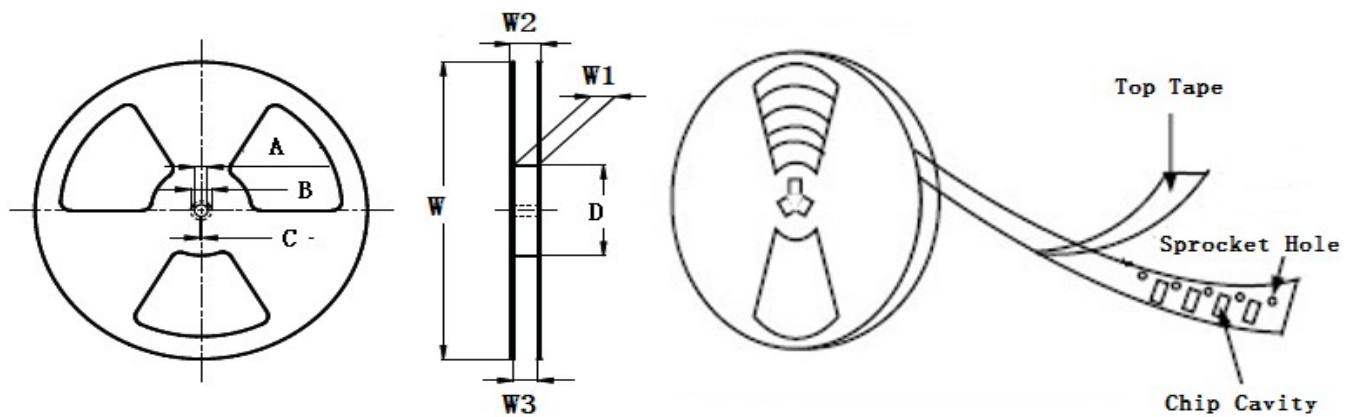
- ※ The saturation current value is the DC current value having inductance decrease down to 30%. (at 20°C)
- ※ The temperature rise current value is the DC current value having temperature increase up to 40°C. (at 20°C)
- ※ The rated current is the DC current value that satisfies both of current value saturation current value and temperature rise current value.

■ Taping Dimensions(Unit:mm)



TYPE	W	A	B	C	D	E	P	K Ref	T	MPQ
YPRH8D43	16±0.3	8.15±0.1	9.90±0.1	6.75	7.5±0.1	4.60±0.1	12±0.1	4.8	0.40±0.05	1000

■ Reel Dimensions(Unit:mm)



TYPE	W	W1	W2	W3	A	B	C	D
YPRH8D43	330±2.0	16.4±2.0	22.4 Max	15.9 Min	13.0±0.50	21.0±0.80	2.0±0.50	100 Min

Direction of rolling



Cover tape peel off condition



Cover tape peel force shall be 0.1N to 1.3N.

Reference peel speed 300 ± 10 mm/min.