



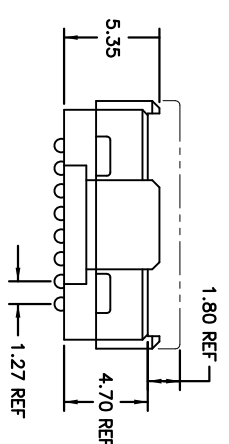
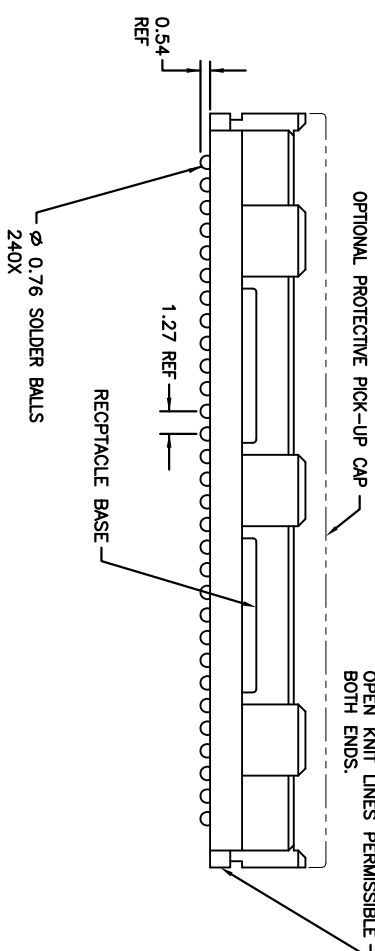
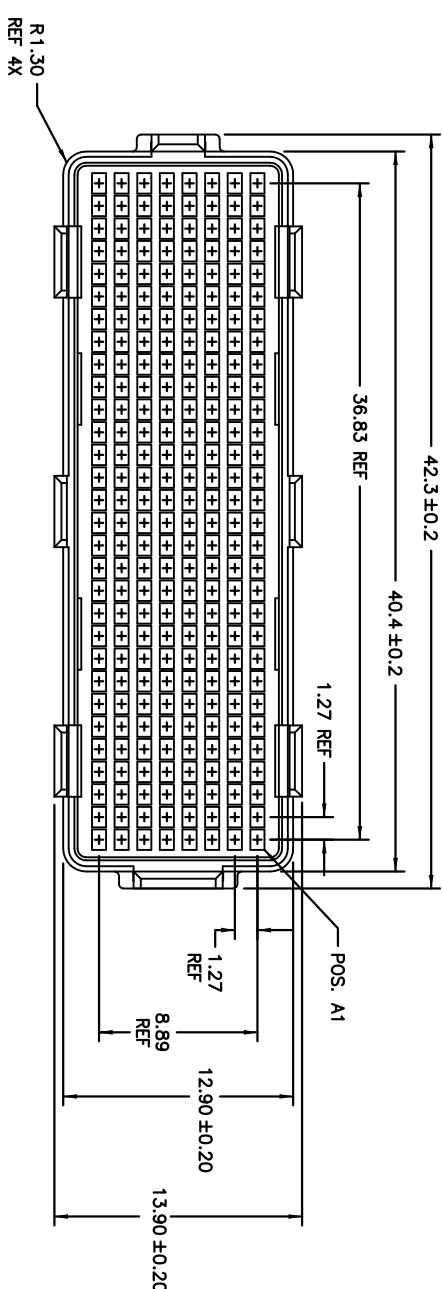
Copyright FCJ



FCJconnect.com



PRODUCT NUMBER  
SEE TABLE-SHEET 2



mat'l. code		surface		tolerance		projection		product family	
ltr	ecm no.	dfr	date	ASME Y14.5	ASME Y14.5	ASME Y14.5	ASME Y14.5	MEG-ARRAY	title
H	V-14360	DCH	2018-5-18	angles	XXX.B	XXX.B	XXX.B	6mm RECEPT. ASSY.	8x30 = 240 POS.
C	V04-0940	VS	2004-10-16	or ±2°	XXX.051	XXX.051	XXX.051	Scale: 3:1	
D	V06-0560	LP	2006-06-22	dfr	D.WALUGHEN	1.31.02	1.31.02		
E	V12-0033	SM	2012-09-29	FIG. J	J. KONIOS	1.31.02	1.31.02		
F	V12-0039	DCH	2012-11-14	CLP	J. KONIOS	1.31.02	1.31.02		
G	V12-0052	DCH	2012-12-06	3DD	J. KONIOS	1.31.02	1.31.02		
Sheet Index	revision	H	H	1	2				



dwg no  
55755  
sheet 1 of 2  
size  
A4  
CUSTOMER Drawing

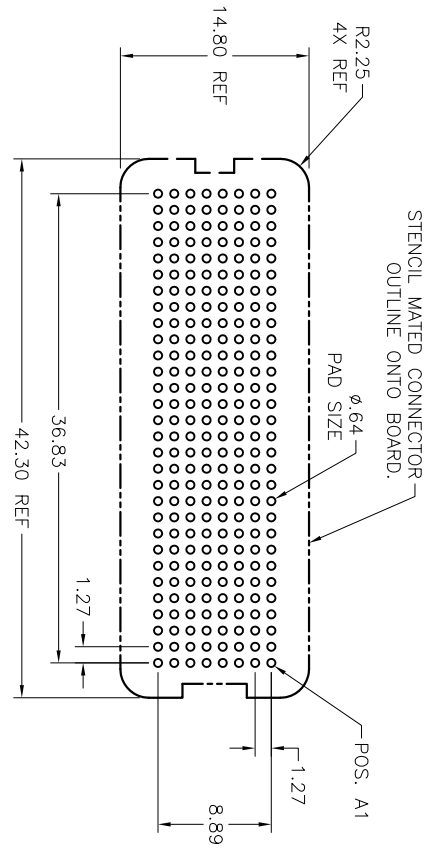
form: A4mmXLC

1

2

3

4



BOARD PATTERN

NOTES:

1. **MATL.** HOUSING: LCP, FLAME RETARDANT PER UL94V-0.  
CONTACT: COPPER ALLOY  
**PLATING:**  
CONTACT: (SEE TABLE ON THIS SHEET)  
SOLDER BALL: (SEE TABLE ON THIS SHEET)  
EUTECTIC SnPb OR LEAD FREE  
95.5Sn/44g/0.5Cu
2. OVERALL BOARD-TO-BOARD STACK HEIGHT WHEN MATED TO P/N 74213 (240 0mm PLUG) IS 6mm REF
3. PLATING FOR INDICATED -2XX SERIES PRODUCT NUMBERS MEET THE REQUIREMENTS OF GR-1217-CORE, CENTRAL OFFICE ENVIRONMENT, 25 YEAR LIFE EXPECTANCY. THE CONTACTS ON THESE PRODUCT NUMBERS HAVE SPECIAL GEOMETRY, ALSO.
4. FOR PROPER APPLICATION FOLLOW FCI APPLICATION SPECIFICATION GS-20-033 LEAD FREE SOLDER BALLS WILL NOT SOLDER PROPERLY IN A LEADED SOLDER PROCESS DUE TO A HIGHER REFLOW TEMPERATURE. LEAD FREE PRODUCT IS THEREFORE NOT BACKWARDS COMPATIBLE WITH LEADED OR SOME SOLDERING APPLICATIONS. REFERENCE FCI APPLICATION SPECIFICATION
5. THIS PRODUCT MEETS EUROPEAN UNION DIRECTIVES AND OTHER COUNTRY REGULATIONS AS DESCRIBED IN GS-22-008 PRODUCT MEETING THIS DIRECTIVE IS IDENTIFIED IN THE LOT CODE NUMBER MARKED ON EACH PART BY HAVING AN "X" IN THE SEVENTH CHARACTER POSITION

PRODUCT NUMBER	PICK-UP GAP (NATURAL OR BLACK COLOR)	CONTACT PLATING AND THICKNESS	SOLDER BALL	NOTES
55755-001	YES	15µ" (.39µm) Au	SnPb	
55755-001LF	YES	15µ" (.39µm) Au	LEAD FREE	5
55755-091	YES	15µ" (.39µm) GXT	SnPb	
55755-091LF	YES	15µ" (.39µm) GXT	LEAD FREE	5
55755-101	YES	30µ" (.76µm) Au	SnPb	
55755-101LF	YES	30µ" (.76µm) Au	LEAD FREE	5
55755-191	YES	30µ" (.76µm) GXT	SnPb	
55755-191LF	YES	30µ" (.76µm) GXT	LEAD FREE	5
55755-201	YES	50µ" Au SPECIAL	SnPb	
55755-201LF	YES	50µ" GXT SPECIAL	LEAD FREE	3 AND 5
55755-291	YES	50µ" GXT SPECIAL	SnPb	
55755-291LF	YES	50µ" GXT SPECIAL	LEAD FREE	3 AND 5
55755-301	YES	15µ" (.39µm) Au SPECIAL	SnPb	
55755-301LF	YES	15µ" (.39µm) Au SPECIAL	LEAD FREE	5 AND 6
55755-401	YES	30µ" (.76µm) Au SPECIAL	SnPb	
55755-401LF	YES	30µ" (.76µm) Au SPECIAL	LEAD FREE	5 AND 6
55755-501	YES	SPECIAL	SnPb	
55755-501LF	YES	SPECIAL	LEAD FREE	3 AND 6
55755-501LF	YES	SPECIAL	LEAD FREE	3, 5 AND 6

6. 55755-301, -301LF, -401, -401LF, -501, AND -501LF ARE OBSOLETE PRODUCT NUMBERS.

8. A SYMBOL WILL BE NEXT TO ANY DIMENSION, NEW VIEW OR NOTE WHICH HAS BEEN MODIFIED WITH THE CURRENT DRAWING REVISION.

mat'l. code	surface	tolerance	projection	product family
lfr	ASME Y14.5	ASME Y14.5		MEG-ARRAY
H	angles	X&3	mm	6mm RECEPT. ASSY.
	Ø ±.2	XXX.051	Scale: 2:1	8x30 = 240 POS.
	DR	D.WAUGHEN		sheet 2 of 2
	PLUG	J. KONIOS		size
	DR	J. KONIOS		A4
	QDD	J. KONIOS		CUSTOMER Drawing
sheet	revision			
index	sheet			