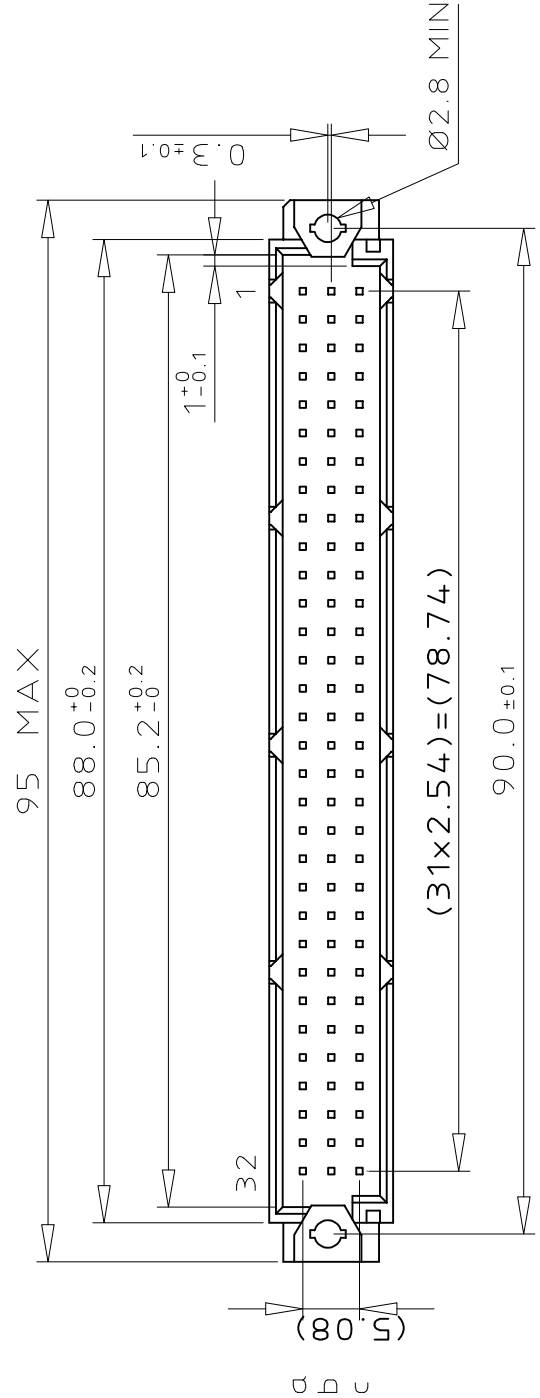
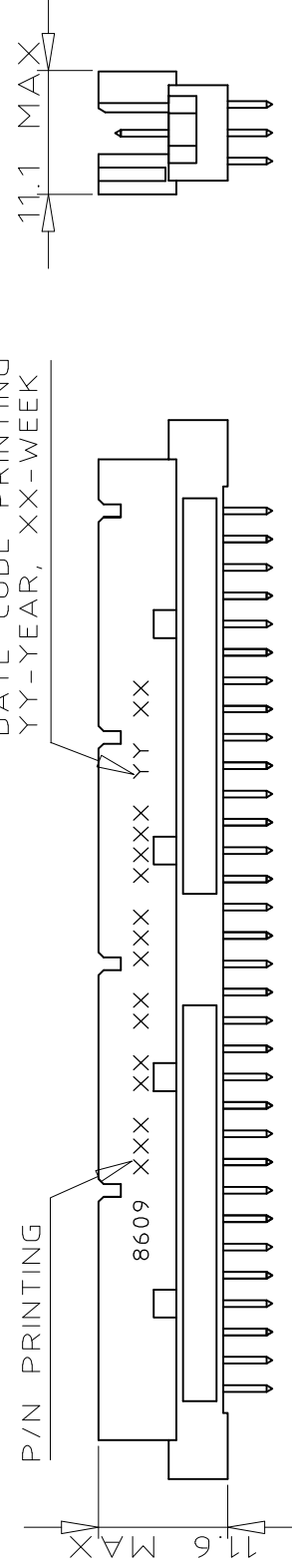


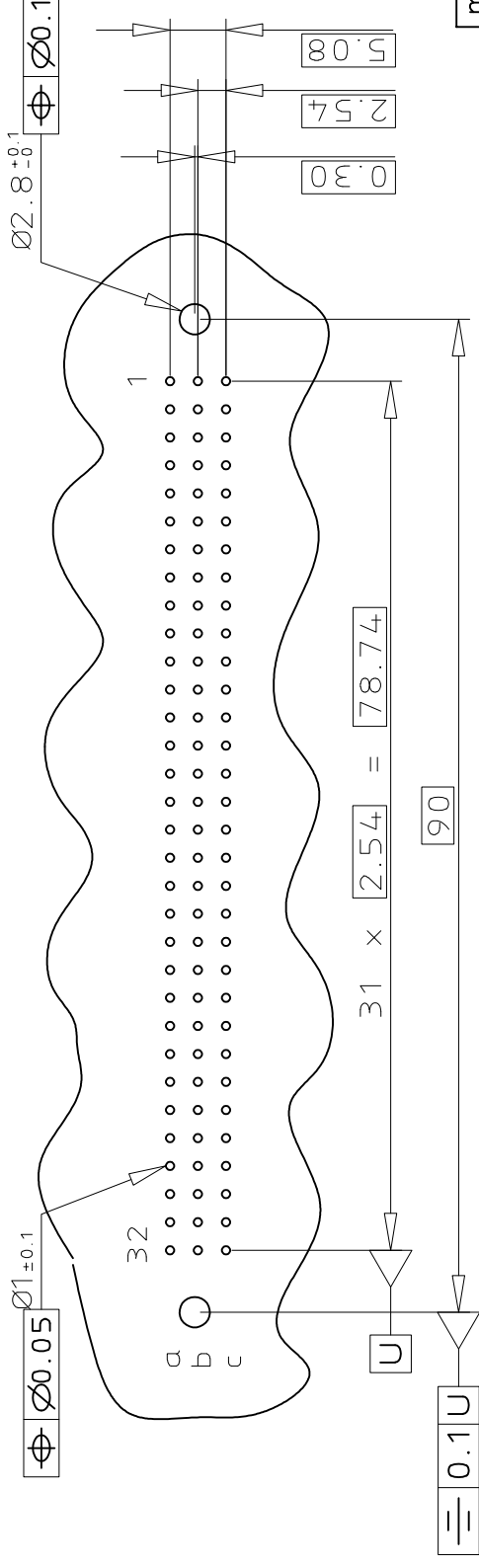
# DIMENSIONS



DATE CODE PRINTING  
YY-YEAR, XX-WEEK



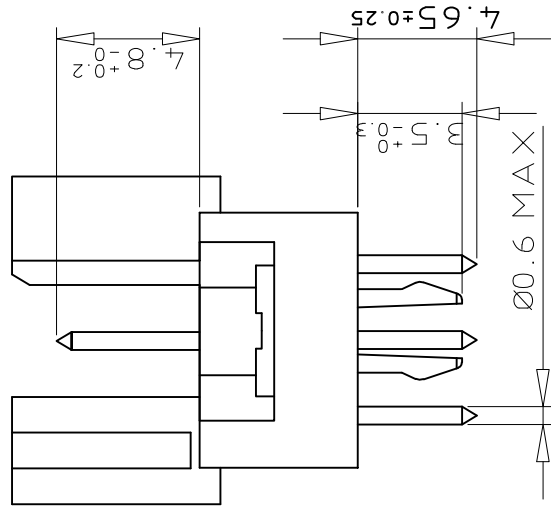
# PCB LAYOUT



GENERAL CHARACTERISTICS & ROHS INFO

REFER DRAWING C-8609-0000A

# TERMINATION



# ORDERING INFORMATION

SERIES	8609	3	96	7	8	14	7	4	5	ELF
ROWS FITTED WITH CONTACTS										
ROW a	b	c								
ROW a	-	c								
ROW a	b	-								
NO. OF CONTACTS			96							
TYPE OF INSULATOR			3							
3 ROW MALE INSULATOR			4							
METHOD OF MOUNTING			2							
REVERSE MOUNTING - STYLE R										
TERMINATION										14
STRAIGHT SPILL										7
OPTIONS										
NO OPTION WITH HARPOONS										
PERFORMANCE CLASS										
DIN 41612 CLASS 3										4
DIN 41612 CLASS 2										5
DIN 41612 CLASS 1										6
AS PER MIL C 55302 / JSS 50808										8
PITCH PER ROW										
2.54 mm										5
LEAD FREE VERSION										ELF

Copyright AFCl

mat'l. code	surface	tolerance	product family
SEE DWG C-8609-0000A	ISO 1302	ISO 406 ISO 1101	8609
itr	ecn	no	dr
H	ELX-I-40682	MJA	2021-04-19
-	-	-	-
C	I05-0174	MINI	2005-09-27
D	I06-0061	MINI	2006-05-31
E	I08-0142	KR	2008-10-17
F	I08-0146	KR	2008-10-21
G	ELX-I-31454	MJA	2018-10-06
sheet	revision	H	
index	sheet	1	

projection	product family
	8609
angles	linear
tolerances unless otherwise specified	tolerances unless otherwise specified
0.X ±0.1	0.XX ±0.1
0.XXX ±0.1	0.XXX ±0.1
mm	mm
scale 3:2	scale 3:2
title	DIN REVERSE HEADER
	DIN 41612 STYLE R
dwg no	sheet 1 of 1 size
C-8609-2004	A3
type	Product Customer Drawing