

- > Port size: G 1/4 ... G 1/2
- > Aluminium die-cast design suitable for heavy duty applications
- > Detented centre position
- > High flow rates
- > Easy to grasp and rotate lever
- > Panel mounting option



Technical features

Medium:

Compressed air, filtered, lubricated or non-lubricated

Port size:

G1/4, G3/8 and G1/2

Operating pressure:

0 ... 9,7 bar (0 ... 140 psi)

Flow:

400 ... 3100 l/min

Ambient/Media temperature:

-5 ... +60°C (+23 ... +140°F)

Air supply must be dry enough to avoid ice formation at temperatures below +2°C (+35°F).

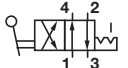
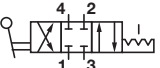
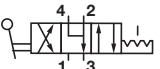
Other versions on request:

NPT, G1/8, G3/4 and bottom port versions available on request

Materials:

Body and cover: Aluminium alloy
Lever rod seat: Zinc alloy
Lever rod: Carbon steel
Lever: POM
Panel mounting nut: Rolled steel
Seals: NBR

Technical data

Symbol	Function	Flow (l/min)	Port size	Weight (kg)	Drawing No.	Model
	4/2	400	G1/4	0,28	1	VHLA202-02G
	4/2	1100	G3/8	0,42	2	VHLA302-03G
	4/2	3100	G1/2	1,1	3	VHLA402-04G
	4/3 APB	400	G1/4	0,28	1	VHLA200-02G
	4/3 APB	1100	G3/8	0,42	2	VHLA300-03G
	4/3 APB	3100	G1/2	1,1	3	VHLA400-04G
	4/3 COE	400	G1/4	0,28	1	VHLA201-02G
	4/3 COE	1100	G3/8	0,42	2	VHLA301-03G
	4/3 COE	3100	G1/2	1,1	3	VHLA401-04G

Caution:

These valves are not leak free, care should be taken with safety critical applications and where an APB valve is used to hold an actuator in a mid position.

Installation:


It is recommended that air pressure is applied only at port 1, otherwise leakage may occur - (ie. reverse porting is not recommended).
It is recommended that a silencer is fitted in the exhaust port, particularly in applications where dust is present.

Option selector

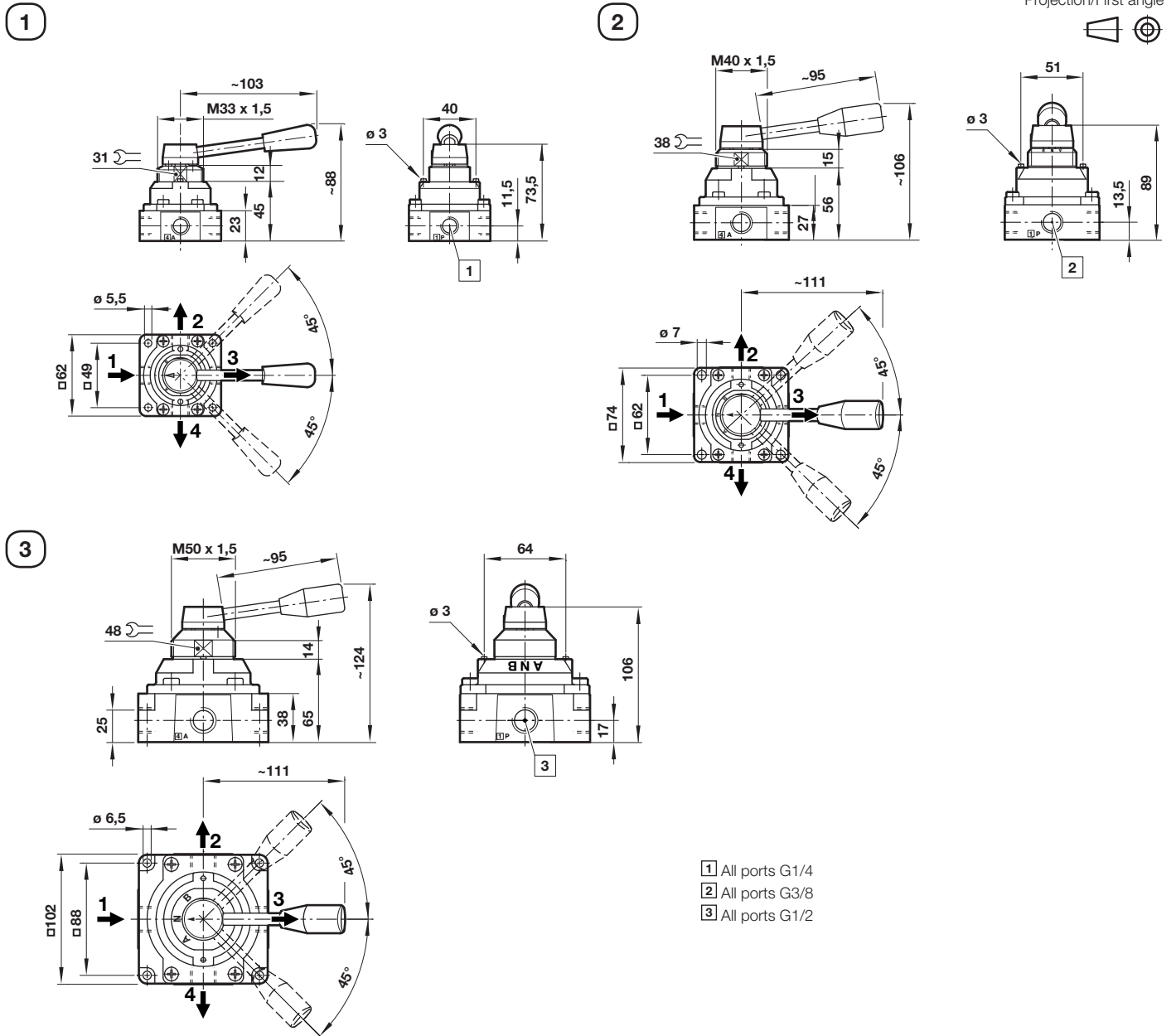
VHLA★0★-0★G

Body size	Substitute	Port size	Substitute
1/4" (400 l/min)	2	1/4	2
3/8" (1100 l/min)	3	3/8	3
1/2" (3100 l/min)	4	1/2	4
Function	Substitute		
4/3 way valve, APB	0		
4/3 way valve, COE	1		
4/2 way valve	2		

Accessories


Valve series	Panel mount nut
	
	Page 2
VHLA20..	VHLA-200N
VHLA30..	VHLA-300N
VHLA40..	VHLA-400N

Drawing



Panel mount nut



BE		KW	Weight	Model
M33x1,5	40	6	0,50 kg	VHLA-200N
M40x1,5	50	6	0,75 kg	VHLA-300N
M50x1,5	55	8	1,00 kg	VHLA-400N

Warning

These products are intended for use in industrial compressed air systems only. Do not use these products where pressures and temperatures can exceed those listed under »Technical features/data«.

Before using these products with fluids other than those specified, for non-industrial applications, life-support systems or other applications not within published specifications, consult IMI NORGREN.

Through misuse, age, or malfunction, components used in fluid power systems can fail in various modes.

The system designer is warned to consider the failure modes of all component parts used in fluid power systems and to provide adequate safeguards to prevent personal injury or damage to equipment in the event of such failure.

System designers must provide a warning to end users in the system instructional manual if protection against a failure mode cannot be adequately provided.

System designers and end users are cautioned to review specific warnings found in instruction sheets packed and shipped with these products.