

213848-1 ✓ ACTIVE

AMP | AMP CPC


TE Internal #: 213848-1

Circular Power Connectors, Housing, 600 VDC, Wire-to-Wire, 37 Position, Wire & Cable, Plug, Socket, Power & Signal, Black, All Plastic, AMP CPC

[View on TE.com >](#)



[Connectors](#) > [Power Connectors](#) > [Circular Power](#) > [Circular Power Connectors](#) > [Cable/Panel Mount Connector, CPC Series 1](#)



Connector Product Type: **Housing**

Operating Voltage: **600 VDC**

Connector System: **Wire-to-Wire**

Number of Positions: **37**

Sealable: **No**

[All Cable/Panel Mount Connector, CPC Series 1 \(57\)](#)

## Features

### Product Type Features

Connector Product Type	Housing
Connector System	Wire-to-Wire
Sealable	No
Connector & Contact Terminates To	Wire & Cable
Connector & Housing Type	Plug
Circular Connector Shell Type	All Plastic

### Configuration Features

Reverse Numbering	With
Number of Positions	37
Number of Power Positions	0
Keying	B
Number of Signal Positions	37

### Electrical Characteristics

Operating Voltage	600 VAC
-------------------	---------

### Contact Features

Reverse Gender	No
Contact Type	Socket



Contact Protection	With
--------------------	------

### Mechanical Attachment

Screw & Hole Thread Size	1-3/8 - 18 UNEF-2A
--------------------------	--------------------

Connector Mounting Type	Cable Mount (Free-Hanging)
-------------------------	----------------------------

Mating Alignment	With
------------------	------

Mating Retention	With
------------------	------

Panel Mount Feature	Without
---------------------	---------

Mating Alignment Type	Keyed
-----------------------	-------

Mating Retention Type	Threaded Coupling
-----------------------	-------------------

### Housing Features

Body Orientation	Straight
------------------	----------

Housing Color	Black
---------------	-------

Housing Material	Thermoplastic
------------------	---------------

Circular Connector Shell Size	23
-------------------------------	----

### Usage Conditions

Operating Temperature Range	-55 – 105 °C[-67 – 221 °F]
-----------------------------	----------------------------

Fluid Resistance	None
------------------	------

### Operation/Application

Circuit Application	Power & Signal
---------------------	----------------

Shielded	No
----------	----

### Industry Standards

UL Flammability Rating	UL 94V-0
------------------------	----------

VDE Tested	No
------------	----

### Packaging Features

Packaging Method	Bag
------------------	-----

Packaging Quantity	100
--------------------	-----

### Other

Comment	4 Locating Key Arrangement.
---------	-----------------------------

### Product Compliance









[For compliance documentation, visit the product page on TE.com>](#)

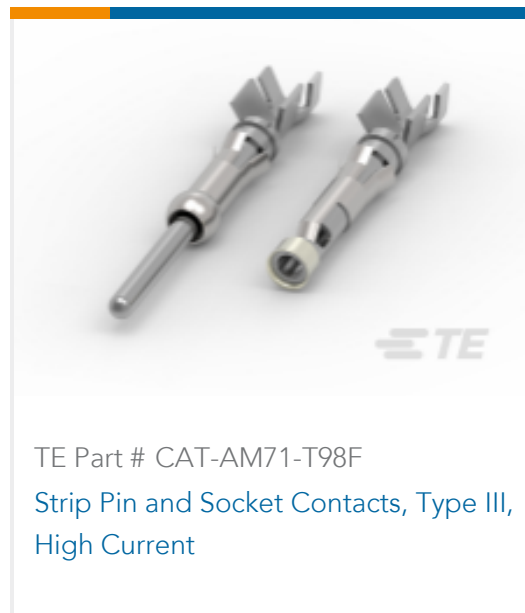
EU RoHS Directive 2011/65/EU	Compliant
EU ELV Directive 2000/53/EC	Compliant
China RoHS 2 Directive MIIT Order No 32, 2016	No Restricted Materials Above Threshold
EU REACH Regulation (EC) No. 1907/2006	Current ECHA Candidate List: JUNE 2022 (224) Candidate List Declared Against: JUNE 2022 (224) Does not contain REACH SVHC
Halogen Content	Not Low Halogen - contains Br or Cl > 900 ppm.
Solder Process Capability	Not applicable for solder process capability

#### Product Compliance Disclaimer

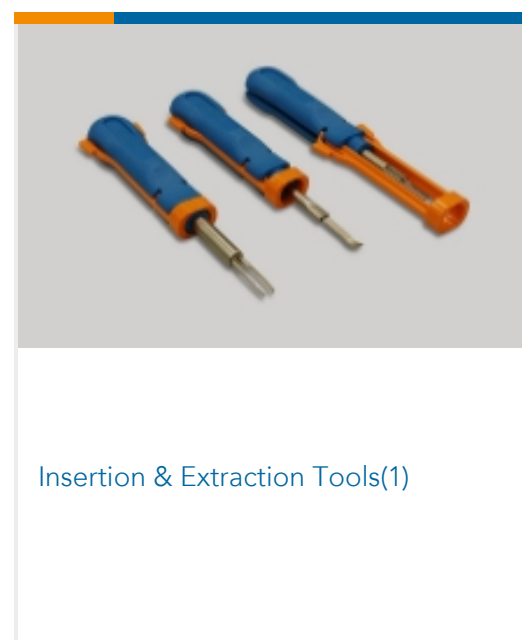





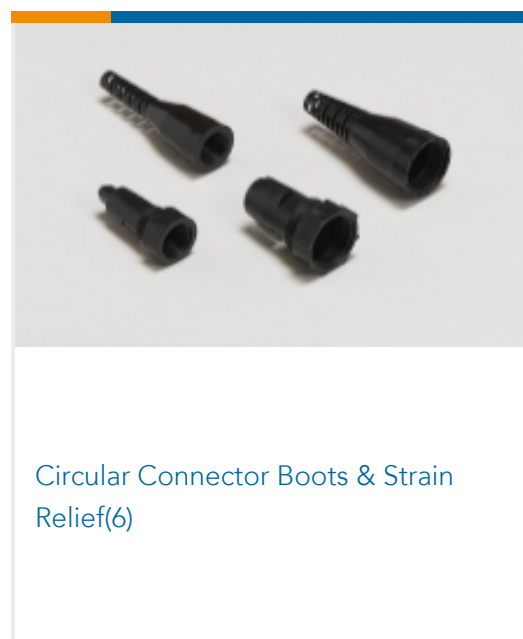

This information is provided based on reasonable inquiry of our suppliers and represents our current actual knowledge based on the information they provided. This information is subject to change. The part numbers that TE has identified as EU RoHS compliant have a maximum concentration of 0.1% by weight in homogenous materials for lead, hexavalent chromium, mercury, PBB, PBDE, DBP, BBP, DEHP, DIBP, and 0.01% for cadmium, or qualify for an exemption to these limits as defined in the Annexes of Directive 2011/65/EU (RoHS2). Finished electrical and electronic equipment products will be CE marked as required by Directive 2011/65/EU. Components may not be CE marked. Additionally, the part numbers that TE has identified as EU ELV compliant have a maximum concentration of 0.1% by weight in homogenous materials for lead, hexavalent chromium, and mercury, and 0.01% for cadmium, or qualify for an exemption to these limits as defined in the Annexes of Directive 2000/53/EC (ELV). Regarding the REACH Regulation, the information TE provides on SVHC in articles for this part number is based on the latest European Chemicals Agency (ECHA) 'Guidance on requirements for substances in articles' posted at this URL: <https://echa.europa.eu/guidance-documents/guidance-on-reach>


## Compatible Parts

 <p>TE Part # 54012-1 CPC STRAIN RELIEF, SIZE 23</p>	 <p>TE Part # CAT-AM71-T98 Pin and Socket Contacts, Type II</p>	 <p>TE Part # 81665-5 ECONOSEAL, FLANGE GASKET</p>	 <p>TE Part # CAT-AM71-T98E Pin and Socket Contacts, Type III, LP</p>
 <p>TE Part # CAT-AM71-T98D Pin and Socket Contacts, Type III, LP EMEA</p>	 <p>TE Part # CAT-AM71-T98A Strip Pin and Socket Contacts, Type III, LP</p>	 <p>TE Part # CAT-AM71-T98G Pin and Socket Contacts, Type III, LP, High Current</p>	 <p>TE Part # CAT-AM71-T98B Strip Pin and Socket Contacts, Type III</p>




Also in the Series | AMP CPC






Power Contacts(6)



Sealing Sleeves(2)

Unscreened Circular Connector  
Backshells & Clamps(5)

## Customers Also Bought

TE Part #206151-1  
Cable/Panel Mount Connector, CPC  
Series 1TE Part #206305-1  
Circular Connector, Environmentally  
Sealed, CPC Series 6TE Part #205842-1  
CPC PLUG ASSEMBLY SIZE 23-63TE Part #206430-4  
CPC RECPT ASSEMBLY SIZE 11-4TE Part #1-66359-2  
III+ PIN,18-14,30AU/FL,STRIPTE Part #2-66102-2  
III+ PIN,24-20,30AU/FL,STRIP

## Documents

### Product Drawings

CPC PLUG ASSEMBLY SIZE 23-37

English

### CAD Files

3D PDF

English

Customer View Model

[ENG\\_CVM\\_213848-1\\_C.2d\\_dxf.zip](#)

English

Customer View Model

[ENG\\_CVM\\_213848-1\\_C.3d\\_igs.zip](#)

English

Customer View Model

[ENG\\_CVM\\_213848-1\\_C.3d\\_stp.zip](#)

English

3D PDF



3D

Customer View Model

[ENG\\_CVM\\_CVM\\_213848-1\\_B.2d\\_dxf.zip](#)

English

Customer View Model

[ENG\\_CVM\\_CVM\\_213848-1\\_B.3d\\_igs.zip](#)

English

Customer View Model

[ENG\\_CVM\\_CVM\\_213848-1\\_B.3d\\_stp.zip](#)

English

By downloading the CAD file I accept and agree to the [Terms and Conditions](#) of use.

---

### Datasheets & Catalog Pages

[AMP Circular Connectors for Commercial Signal & Power Applications](#)

English

---

### Product Specifications

[Application Specification](#)

English

---

### Agency Approvals

[UL Report](#)

English