


Metalized Polyester Film Capacitors

NTM Series

WRAP AND FILL, NON-INDUCTIVE, METALLIZED FOIL FILM CAPACITORS, AXIAL LEADS

FEATURES

- NON-INDUCTIVE CONSTRUCTION
- WRAPPED WITH POLYESTER TAPE AND FILLED WITH EPOXY RESIN
- HIGH STABILITY WITH FREQUENCY OVER AN EXTENDED OPERATING LIFE
- HIGH PERFORMANCE AT LOW COST
- TAPE AND REEL PACKAGING AVAILABLE



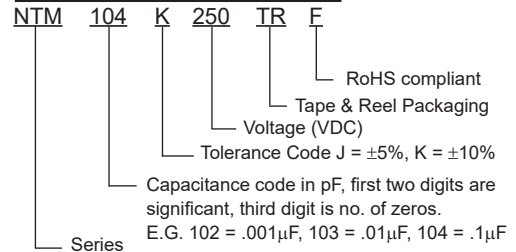
RoHS Compliant
includes all homogeneous materials

*See Part Number System for Details

SPECIFICATIONS

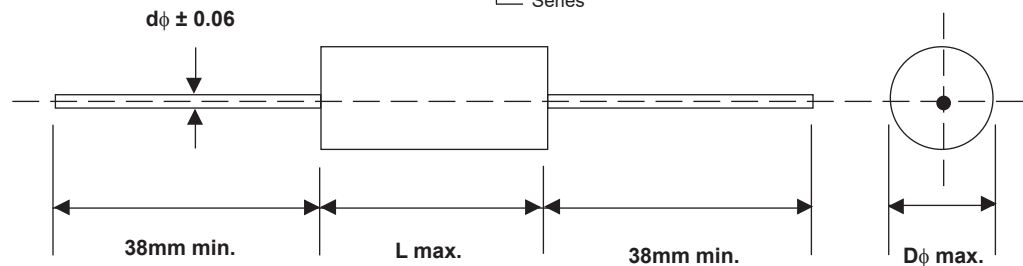
Operating Temperature	-40°C ~ +85°C
Rated Voltage (VDC)	100V, 250V, 400V, 630V
Capacitance Range	0.01μF ~ 18.0μF
Capacitance Tolerance	±10% (K), ±5% (J), ±2% (G)
Insulation Resistance	C < 0.33μF IR ≥ 15,000 Megohm C ≥ .33μF IR ≥ 5,000 Megohm
Dissipation Factor	≤0.01 (at 1KHz)
Dielectric Strength	150% of Rated Voltage for 5 Seconds

PART NUMBER SYSTEM



LEAD DIAMETER

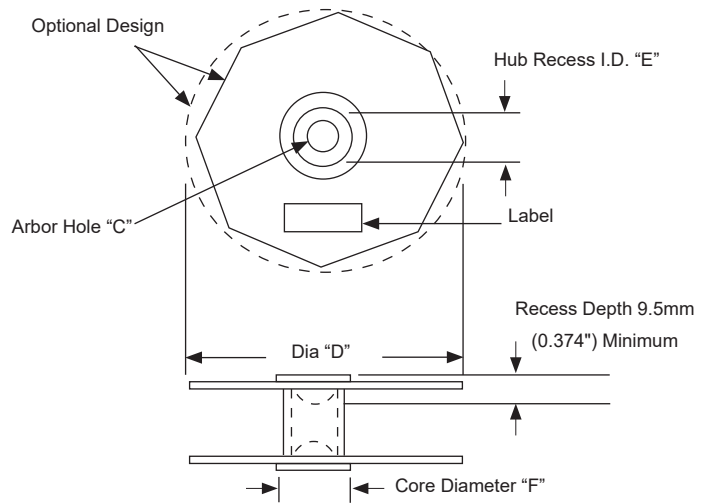
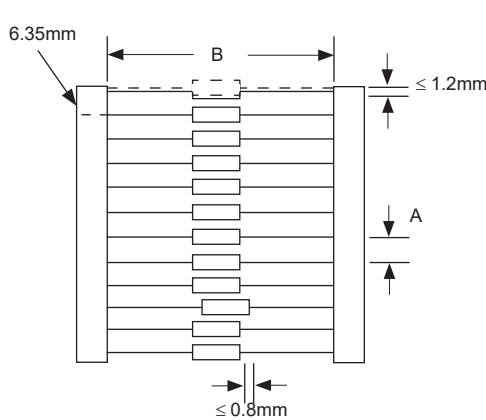
OD	dφ
up to 8.0mm	0.6mm
over 8.0mm	0.8mm



STANDARD PRODUCTS AND CASE SIZE TABLE (mm)

Cap. (μF)	Working Voltage (VDC)							
	100VDC/63VAC		250VDC/120VAC		400VDC/200VAC		630VDC/220VAC	
	OD	L	OD	L	OD	L	OD	L
0.01	-	-	6.0	11.0	6.0	11.0	6.0	14.0
0.015	-	-	6.0	11.0	6.0	14.0	6.5	14.0
0.022	-	-	6.0	11.0	6.0	14.0	7.0	14.0
0.033	-	-	6.0	11.0	6.0	14.0	8.0	19.0
0.047	6.0	10.5	6.0	14.0	7.0	14.0	8.0	19.0
0.068	6.0	10.5	6.0	14.0	7.5	19.0	9.0	19.0
0.1	6.0	14.0	7.0	14.0	8.0	19.0	9.5	27.0
0.15	6.0	14.0	8.5	14.0	9.0	19.0	10.5	27.0
0.22	6.5	14.0	8.0	19.0	8.5	27.0	11.5	32.0
0.33	7.5	14.0	9.0	19.0	10.0	27.0	13.0	33.0
0.47	7.5	19.0	9.5	19.0	12.5	32.0	14.0	33.0
0.68	8.5	19.0	10.0	27.0	13.0	33.0	17.5	33.0
1.0	10.0	19.0	11.5	27.0	15.5	33.0	21.0	38.0
1.5	11.0	27.0	12.5	32.0	17.5	33.0	25.0	47.0
2.2	12.0	27.0	14.0	33.0	20.0	38.0	28.0	47.0
3.3	14.0	27.0	16.5	33.0	27.0	43.0	28.0	47.0
4.7	14.5	33.0	20.0	38.0	30.0	43.0	-	-
6.8	17.0	33.0	24.0	43.0	27.0	47.0	-	-
8.2	20.0	33.0	23.0	48.0	-	-	-	-
10.0	21.0	33.0	23.0	48.0	-	-	-	-
12.0	20.5	47.0	24.5	47.0	-	-	-	-
15.0	22.0	47.0	27.0	47.0	-	-	-	-
18.0	24.0	47.0	-	-	-	-	-	-

TAPE & REEL OF AXIAL LEAD CAPACITORS FOR AUTOMATIC INSERTION EIA STANDARD RS-296-D



Capacitor Body Diameter	Capacitor Pitch "A" ± 0.5mm (0.020")
≤ 5mm (≤0.197")	5mm or 0.200"
5.01 ~ 10mm (0.197 ~ 0.394")	10mm or 0.400"
10.01 ~ 15mm (0.394 ~ 0.591")	15mm or 0.600"

Capacitor Body Length	Inside Tape Spacing "B" ± 1.5mm (0.059")
≤ 16.50mm (≤0.65")	52.4mm or 2.062"
16.51 ~ 28.45mm (0.651 ~ 1.12")	63.5mm or 2.500"
28.46 ~ 37.00mm (1.121 ~ 1.45")	73.0mm or 2.874"

REEL DIMENSIONS

C	D	E	F
14.50mm (0.570")	381.0mm (15")	54.2mm (2.130")	61.0mm (2.401")

MAXIMUM QUALITY OF COMPONENTS ON REEL

Capacitor Body Dia.	Pitch	Quantity pcs/reel
≤ 5mm	5mm	4,000 max.
5.1 ~ 7.0mm	10mm	2,000 max.
7.1 ~ 9.5mm	10mm	1,000 max.