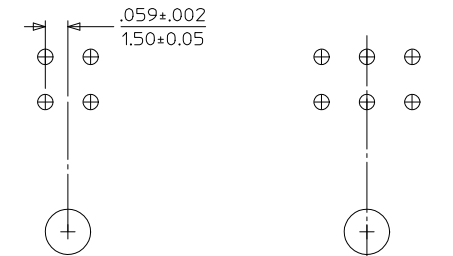
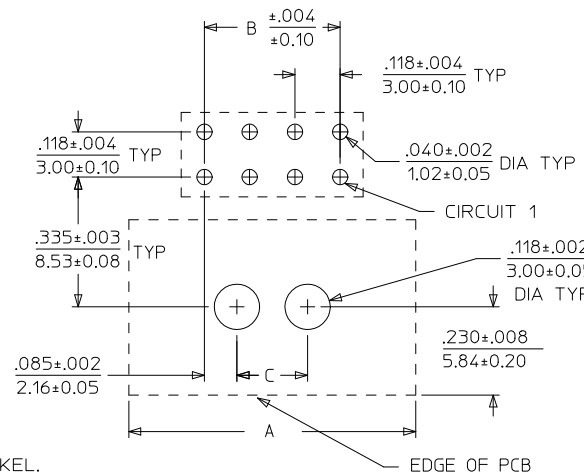
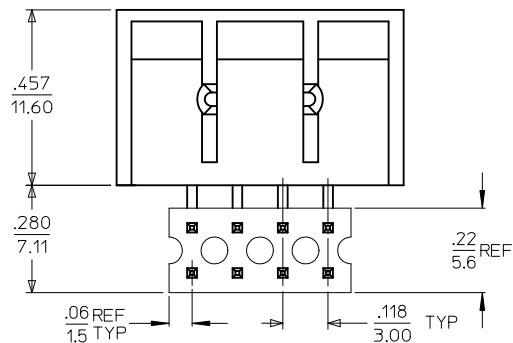


CIRCUIT SIZE	A	B	C
04	$\frac{.512}{13.00}$	$\frac{.118}{3.00}$	NA
06	$\frac{.630}{16.00}$	$\frac{.236}{6.00}$	NA
08	$\frac{.748}{19.00}$	$\frac{.354}{9.00}$	$\frac{.184}{4.68}$
10	$\frac{.866}{22.00}$	$\frac{.472}{12.00}$	$\frac{.302}{7.68}$
12	$\frac{.984}{25.00}$	$\frac{.590}{15.00}$	$\frac{.420}{10.68}$
14	$\frac{1.102}{28.00}$	$\frac{.709}{18.00}$	$\frac{.539}{13.68}$
16	$\frac{1.220}{31.00}$	$\frac{.827}{21.00}$	$\frac{.657}{16.68}$
18	$\frac{1.338}{34.00}$	$\frac{.945}{24.00}$	$\frac{.775}{19.68}$
20	$\frac{1.457}{37.00}$	$\frac{1.063}{27.00}$	$\frac{.893}{22.68}$
22	$\frac{1.575}{40.00}$	$\frac{1.181}{30.00}$	$\frac{1.011}{25.68}$
24	$\frac{1.693}{43.00}$	$\frac{1.299}{33.00}$	$\frac{1.129}{28.68}$



PCB LAYOUT: COMPONENT SIDE
RECOMMENDED PCB THICKNESS $\frac{.062}{1.57}$
8 THRU 24 CIRCUITS

PCB LAYOUT:
COMPONENT SIDE
4 CIRCUIT ONLY

PCB LAYOUT:
COMPONENT SIDE
6 CIRCUIT ONLY

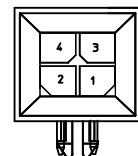
NOTES :

- MATERIALS - HOUSING : NYLON , GLASS-FILLED, UL94V-0 COLOR - BLACK
TERMINAL : BRASS ALLOY
TERMINAL POSITIONING STRIP : MYLAR, COLOR - NATURAL
- FINISH:
A = .000200/(0.00508) MIN. BRIGHT TIN OVER .000050/(0.00127) MIN. NICKEL.
B = .000015/(0.00038) MIN. SELECT GOLD IN CONTACT AREA, .000100/(0.00254) MIN. MATTE TIN ON SOLDER TAILS, BOTH OVER .000050/(0.00127) MIN. NICKEL.
C = .000030/(0.00076) MIN. SELECT GOLD IN CONTACT AREA, .000100/(0.00254) MIN. MATTE TIN ON SOLDER TAILS, BOTH OVER .000050/(0.00127) MIN. NICKEL.
D = .000100/(0.00254) MIN MATTE TIN OVER .000050/(0.00127) MIN NICKEL.
- PRODUCT SPECIFICATION : PS-44300-001
- PACKAGING SPECIFICATION : PK-44428-001
- THIS ASSEMBLY MATES WITH MOLEX BMI PANEL MOUNT RECEPTACLE (SEE DRAWING SD-44133-001) WITH FEMALE CRIMP TERMINAL (SEE DRAWING SD-43030-****) AND BMI RECEPTACLE HEADERS (SEE DRAWING SD-44764-001 OR SD-44769-001).
- THIS PART CONFORMS TO CLASS 'B' REQUIREMENTS OF COSMETIC SPECIFICATION PS-45499-002.

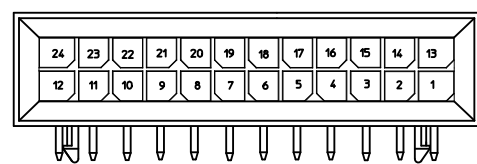
ADD 'D' FINISH EC NO: UCP2011-1161 DRWNG:MARANI 2010/10/22 CHKD:SSOUSEK 2010/10/22 APPR:FSMITH 2010/11/01 H4	QUALITY SYMBOLS 	GENERAL TOLERANCES (UNLESS SPECIFIED)		DIMENSION STYLE IN/MM		SCALE 4:1	DESIGN UNITS METRIC	THIRD ANGLE PROJECTION		
		mm	INCH	DRAWN BY MUELLER	DATE 1999/11/29	MICRO FIT (3.0) DUAL ROW RIGHT ANGLE BMI HEADER ASS'Y MOLEX INCORPORATED				
		4 PLACES ± --- ± --- 3 PLACES ± --- ± .010 2 PLACES ± 0.25 ± .015 1 PLACE ± 0.38 ± ---	ANGULAR ±1/2°	CHECKED BY MUELLER	DATE 1999/11/29					
		DRAFT WHERE APPLICABLE MUST REMAIN WITHIN DIMENSIONS		MATERIAL NO. SEE CHART		APPROVED BY FSMITH	DATE 2010/11/01	DOCUMENT NO. SD-44428-001	SHEET NO. 1 OF 2	
THIS DRAWING CONTAINS INFORMATION THAT IS PROPRIETARY TO MOLEX INCORPORATED AND SHOULD NOT BE USED WITHOUT WRITTEN PERMISSION										

	13	12	11	10	9	8	7	6	5	4	3	2	1
	MATERIAL NUMBER	NUMBER OF CIRCUITS	FINISH OPTION	RETENTION PEG OPTION	MATERIAL NUMBER	NUMBER OF CIRCUITS	FINISH OPTION	RETENTION PEG OPTION					
J	44428-0401	04	A	YES	44428-1601	16	A	YES					
	44428-0402	04	B	YES	44428-1602	16	B	YES					
	44428-0403	04	C	YES	44428-1603	16	C	YES					
	44428-0404	04	A	NO	44428-1604	16	A	NO					
I	44428-0405	04	B	NO	44428-1605	16	B	NO					
	44428-0406	04	C	NO	44428-1606	16	C	NO					
	44428-0407	04	D	YES	44428-1607	16	D	YES					
	44428-0601	06	A	YES	44428-1801	18	A	YES					
	44428-0602	06	B	YES	44428-1802	18	B	YES					
H	44428-0603	06	C	YES	44428-1803	18	C	YES					
	44428-0604	06	A	NO	44428-1804	18	A	NO					
	44428-0605	06	B	NO	44428-1805	18	B	NO					
	44428-0606	06	C	NO	44428-1806	18	C	NO					
	44428-0607	06	D	YES	44428-1807	18	D	YES					
G	44428-0801	08	A	YES	44428-2001	20	A	YES					
	44428-0802	08	B	YES	44428-2002	20	B	YES					
	44428-0803	08	C	YES	44428-2003	20	C	YES					
	44428-0804	08	A	NO	44428-2004	20	A	NO					
	44428-0805	08	B	NO	44428-2005	20	B	NO					
	44428-0806	08	C	NO	44428-2006	20	C	NO					
	44428-0807	08	D	YES	44428-2007	20	D	YES					
F	44428-1001	10	A	YES	44428-2201	22	A	YES					
	44428-1002	10	B	YES	44428-2202	22	B	YES					
	44428-1003	10	C	YES	44428-2203	22	C	YES					
	44428-1004	10	A	NO	44428-2204	22	A	NO					
	44428-1005	10	B	NO	44428-2205	22	B	NO					
	44428-1006	10	C	NO	44428-2206	22	C	NO					
	44428-1007	10	D	YES	44428-2207	22	D	YES					
D	44428-1201	12	A	YES	44428-2401	24	A	YES					
	44428-1202	12	B	YES	44428-2402	24	B	YES					
	44428-1203	12	C	YES	44428-2403	24	C	YES					
	44428-1204	12	A	NO	44428-2404	24	A	NO					
	44428-1205	12	B	NO	44428-2405	24	B	NO					
C	44428-1206	12	C	NO	44428-2406	24	C	NO					
	44428-1207	12	D	YES	44428-2407	24	D	YES					
	44428-1401	14	A	YES									
	44428-1402	14	B	YES									
	44428-1403	14	C	YES									
B	44428-1404	14	A	NO									
	44428-1405	14	B	NO									
	44428-1406	14	C	NO									
	44428-1407	14	D	YES									

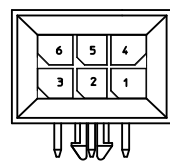
POLARIZATION LAYOUT
4-24 CIRCUITS



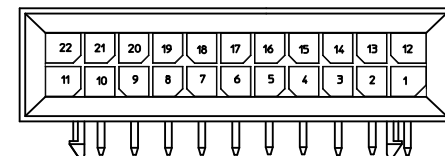
4 CIRCUIT



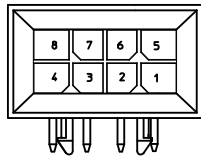
24 CIRCUIT



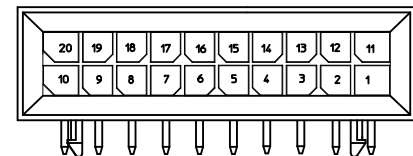
6 CIRCUIT



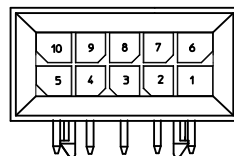
22 CIRCUIT



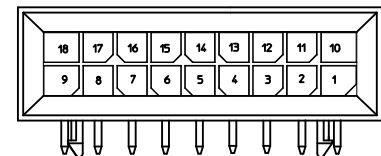
8 CIRCUIT



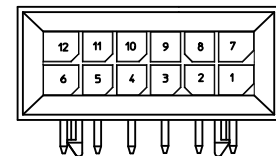
20 CIRCUIT



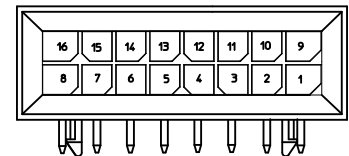
10 CIRCUIT



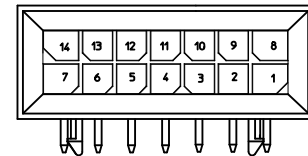
18 CIRCUIT



12 CIRCUIT



16 CIRCUIT



14 CIRCUIT

ADD 'D' FINISH EC NO: UCP2011-1161 DRWNG:RAMANI 2010/10/22 CHKD:SSOUSEK 2010/10/22 APPR:FSMLTH 2010/11/01 H4	QUALITY SYMBOLS ▽=0 ▽=0 ▽=0	GENERAL TOLERANCES (UNLESS SPECIFIED) <table border="1"> <tr><th></th><th>mm</th><th>INCH</th></tr> <tr><td>4 PLACES</td><td>± .---</td><td>± .---</td></tr> <tr><td>3 PLACES</td><td>± .---</td><td>± .010</td></tr> <tr><td>2 PLACES</td><td>± 0.25</td><td>± .015</td></tr> <tr><td>1 PLACE</td><td>± 0.38</td><td>± .---</td></tr> </table>		mm	INCH	4 PLACES	± .---	± .---	3 PLACES	± .---	± .010	2 PLACES	± 0.25	± .015	1 PLACE	± 0.38	± .---	DIMENSION STYLE IN/MM	SCALE 4:1	DESIGN UNITS METRIC	THIRD ANGLE PROJECTION
			mm	INCH																	
		4 PLACES	± .---	± .---																	
		3 PLACES	± .---	± .010																	
2 PLACES	± 0.25	± .015																			
1 PLACE	± 0.38	± .---																			
DRAWN BY MUELLER	DATE 1999/11/29	TITLE MICRO FIT (3.0) DUAL ROW RIGHT ANGLE BMI HEADER ASS'Y																			
CHECKED BY MUELLER	DATE 1999/11/29	MOLEX INCORPORATED																			
APPROVED BY FSMLTH	DATE 2010/11/01	MATERIAL NO. SEE CHART	DOCUMENT NO. SD-44428-001	SHEET NO. 2 OF 2																	