

---


## HQC1008-Series

### High Frequency SMD Inductor for Signal Line

---

#### FEATURES

- Especially high Q factor in this series for customers' design.
- Resin-coated surface enables excellent mounting
- Low DC resistance design is ideal for low loss, high output and low power consumption.



#### APPLICATIONS

- For high-frequency applications including mobile phones, portable phones, such as PA, ANT, VCO, SAW, etc.
- Mobile phones such as GSM, CDMA, PDC, etc.
- Bluetooth, W-LAN

#### PRODUCT IDENTIFICATION

##### HQC 1008 - 10N J - T

(1) (2) (3) (4) (5)

(1) Product name

(2) Shapes and Dimensions (LxW)

(3) Inductance

10N:10nH, 3N3:3.3nH

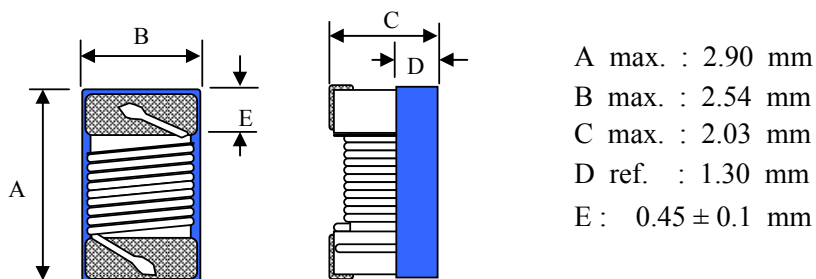
(4) Tolerance

s :±0.3% ; G :±2% ; J : ±5% ; K : ±10%

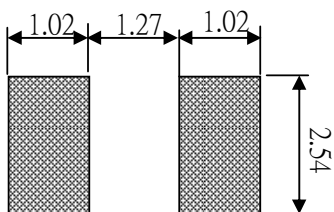
(6) Taping style

T : Taping ; None : Bulk

#### SHAPES AND DIMENSIONS(Unit:mm)



#### RECOMMENDED FOOTPRINT(Unit:mm)



## HQC1008-Series

### High Frequency SMD Inductor for Signal Line

#### ELECTRICAL CHARACTERISTICS

Our Product Part Number	Inductance (nH)/MHz	Inductance Tolerance	Q/MHz Min.	SRF(Min.) (MHz)	DCR ( $\Omega$ )Max.	Irms Max. (mA)	Color Coding		
							1st	2nd	3rd
HQC1008-4N1□-T	4.1/50	J,K	75/1500	6000	0.05	1600	Black	Yellow	Black
HQC1008-7N8□-T	7.8/50	s,J,K	70/500	3800	0.05	1600	Black	Violet	Gray
HQC1008-10N□-T	10/50	J,K	60/500	3600	0.06	1600	Brown	Black	Black
HQC1008-12N□-T	12/50	J,K	60/500	2800	0.06	1500	Brown	Red	Black
HQC1008-18N□-T	18/50	G,J,K	62/350	2700	0.07	1400	Brown	Gray	Black
HQC1008-22N□-T	22/50	G,J,K	62/350	2050	0.07	1400	Red	Red	Black
HQC1008-33N□-T	33/50	G,J,K	75/350	1700	0.09	1300	Orange	Orange	Black
HQC1008-39N□-T	39/50	G,J,K	75/350	1300	0.09	1300	Orange	White	Black
HQC1008-47N□-T	47/50	G,J,K	75/350	1450	0.12	1200	Yellow	Violet	Black
HQC1008-56N□-T	56/50	G,J,K	75/350	1200	0.12	1200	Green	Blue	Black
HQC1008-68N□-T	68/50	G,J,K	80/350	1150	0.13	1100	Blue	Gray	Black
HQC1008-82N□-T	82/50	G,J,K	80/350	1060	0.16	1100	Gray	Red	Black
HQC1008-R10□-T	100/50	G,J,K	62/350	1000	0.18	1000	Brown	Black	Brown
HQC1008-R12□-T	120/25	G,J,K	50/100	870	0.18	1000	Brown	Red	Brown
HQC1008-R15□-T	150/25	G,J,K	50/100	850	0.23	1000	Brown	Green	Brown
HQC1008-R18□-T	180/25	G,J,K	50/100	800	0.30	1000	Brown	Gray	Brown
HQC1008-R22□-T	220/25	G,J,K	50/100	750	0.35	1000	Red	Red	Brown
HQC1008-R27□-T	270/25	G,J,K	48/100	630	0.40	900	Red	Violet	Brown
HQC1008-R33□-T	330/25	G,J,K	48/100	570	0.47	900	Orange	Orange	Brown
HQC1008-R39□-T	390/25	G,J,K	48/100	500	0.62	900	Orange	White	Brown

1. When ordering, please specify tolerance and packaging codes. Ex: HQC1008-R12.

Tolerance : s =  $\pm 0.3\%$  , G =  $\pm 2\%$  , J =  $\pm 5\%$  , K =  $\pm 10\%$

Packaging : Clear tape and reel { standard }.

2. L , Q 、SRF : Agilent/HP E4991A+ Agilent/HP16197A

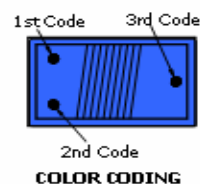
(The electrical specification test by the smallest gap position) or HP16193A

3. Rdc : DIGITAL MILLIOHM METER Chroma 16502, or equivalent.

4. Irms for a 15°C rise above 25°C ambient.

5. Operating temperature range from -40°C to 125°C.

6. Packaging quantity: 2000 pcs/reel



---

## HQC1008-Series

### High Frequency SMD Inductor for Signal Line

---

#### ELECTRICAL CHARACTERISTICS

Characteristics(L,Q vs. Frequency)

