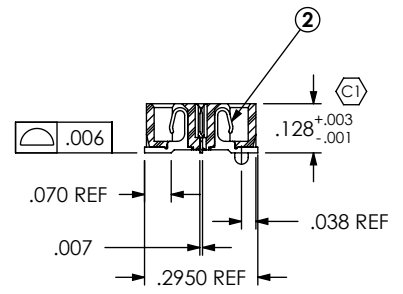
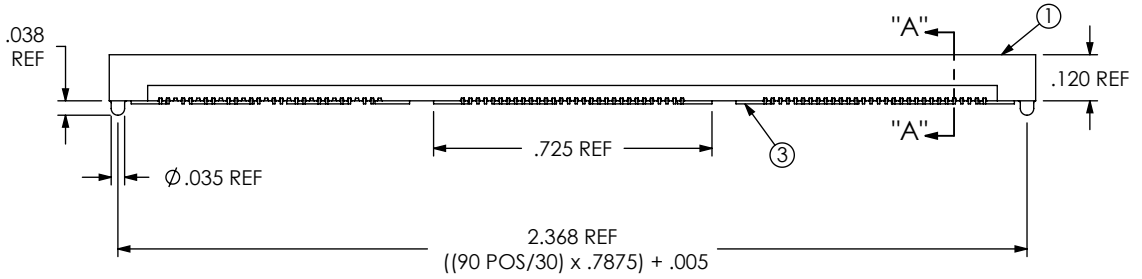
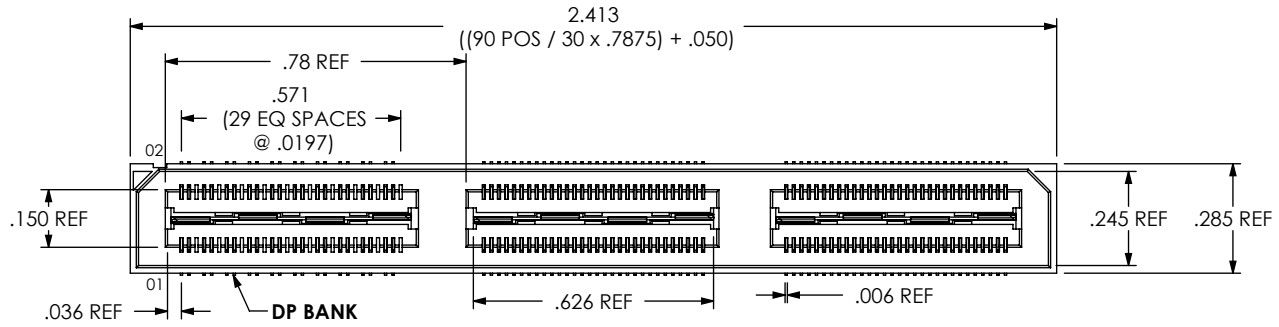
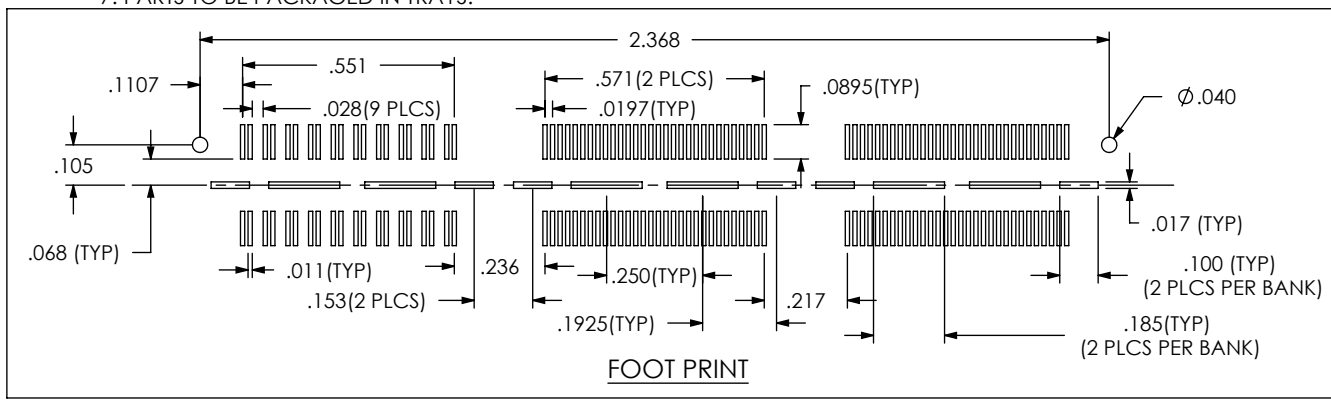
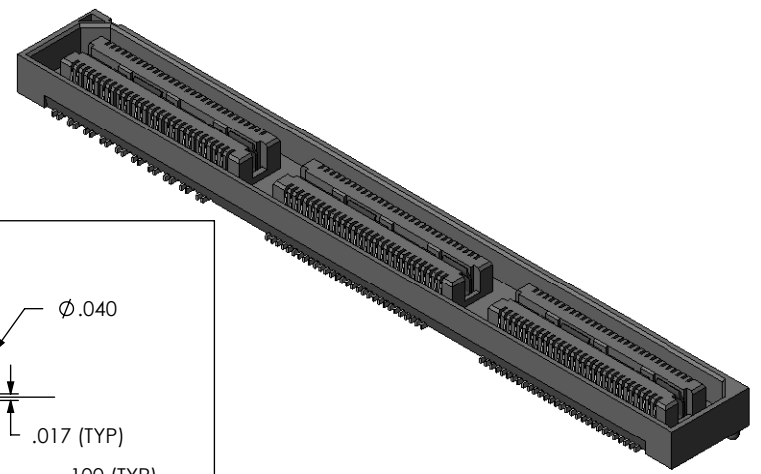


REVISION G

DO NOT SCALE FROM THIS PRINT

- NOTES:
 1. **BANK 1 IS DIFFERENTIAL PAIR, BANK 2 & 3 ARE SINGLE ENDED.**
 2. Ⓞ REPRESENTS A CRITICAL DIMENSION.
 3. MINIMUM GROUND PLANE & CONTACT RETENTION: 8 OZ.
 4. MAXIMUM BURR ALLOWANCE: .0015.
 5. MAXIMUM HEIGHT VARIANCE OF .002 APPLIES TO SIGNAL OR GROUNDS INDEPENDENT OF THE GROUND OR SIGNAL PINS RESPECTIVELY.
 6. GROUND PLANE PRESS HEIGHT MUST BE .003 LESS THAN THE MAX HEIGHT OR .002 GREATER THAN THE MINIMUM HEIGHT OF SIGNAL PIN.
 7. PARTS TO BE PACKAGED IN TRAYS.



UNLESS OTHERWISE SPECIFIED, DIMENSIONS ARE IN INCHES.
 TOLERANCES ARE:
 DECIMALS ANGLES
 .XX: ±.01 [.3] 2°
 .XXX: ±.005 [.13]
 .XXXX: ±.0020 [.051]

PROPRIETARY NOTE
 THIS DOCUMENT CONTAINS INFORMATION CONFIDENTIAL AND PROPRIETARY TO SAMTEC, INC. AND SHALL NOT BE REPRODUCED OR TRANSFERRED TO OTHER DOCUMENTS OR DISCLOSED TO OTHERS OR USED FOR ANY PURPOSE OTHER THAN THAT WHICH IT WAS OBTAINED WITHOUT THE EXPRESSED WRITTEN CONSENT OF SAMTEC, INC.



520 PARK EAST BLVD., NEW ALBANY, IN 47150
 PHONE: 812-944-6733 FAX: 812-948-5047
 e-Mail: info@SAMTEC.com code: 55322

DO NOT SCALE DRAWING SHEET SCALE: 3:1
 GROUND PLANE & CONTACT PLATING:
 CONTACT AREA: .000003 GOLD OVER .000050 NICKEL

DESCRIPTION:
 .5MM DBL HS/DP SOCKET ASSEMBLY

DWG. NO.
ASP-122953-01

BY: RRC 1/13/06 SHEET 1 OF 1

ITEM NO.	PART NUMBER	QUANTITY	MATERIAL
1	QSH-30-01-D-03-A	1.0000	VECTRA E130i, COLOR: BLACK
2	C-126-21-F	160.00	PHOS BRONZE, 510 SPRING TEMPER
3	T-1G2-01-F	3.0000	PHOS BRONZE, 510 HALF HARD TEMPER
4	TRAY-QXX008-PR-01-AP-T-A	1.0000	ANTI-STATIC BLACK HIPS