


Slide Switch 8.5(H)mm, 2mm-travel Type

SSSF Series



Large-size general purpose type well established in various fields.



Typical Specifications

Items		Specifications
Rating (max.) (min.) (Resistive load)		0.1A 30V DC/50 μ A 3V DC
Contact resistance (Initial performance/After lifetime)		25m max./65m max.
Operating force		Refer to the dimensions.
Operating life	Without load	10,000cycles
	With load	10,000cycles(0.1A 30V DC)

Detector

Push

Slide

Rotary

Encoders

Power

Dual-in-line
Package Type

TACT Switch™

Custom-
Products

Small size
General Use type

Big size
General Use type

Other Use type

Product Line

Travel (mm)	Actuator direction	Actuator length (mm)	Poles	Positions	Mounting method	Changeover timing	Soldering	Minimum order unit (pcs.)	Products No.	Drawing No.	
2	Vertical	6	1	2	Snap-in (t1.6)	Non shorting	Manual, Dip	4,000	SSSF011700	1	
		9		3					SSSF012100		
		6		2					2		SSSF014800
		9	3						SSSF021500		
		6	SSSF021900								
		9	SSSF024800	3							
	6	SSSF025100									
	9	SSSF040800	4								
	Horizontal	6		4				2	3,000	SSSF111800	6
		9		1				3	4,000	SSSF112500	
		6	2					2	3,000	SSSF114900	7
		9		4,000					SSSF115300		
		6		3				3,000	SSSF121900	8	
		9						4,000	SSSF122400		
		6	4	2				3,000	SSSF125300	9	
		9						4,000	SSSF125800		
6		3		4,000	SSSF141000	10					
9				4,000	SSSF141300						

Notes

1. Products other than those listed in the above chart are also available. Please contact us for details.
2. Please contact us for automotive use products.
3. Please place purchase orders per minimum order unit(integer).

Dimensions

Vertical Actuator Type

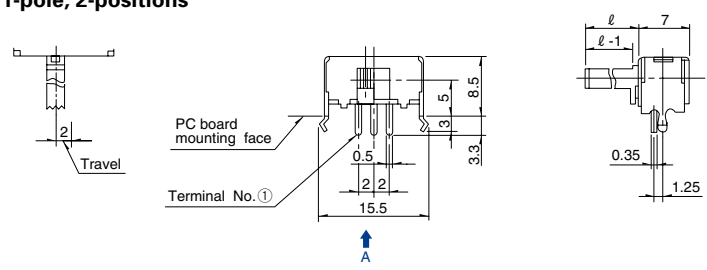
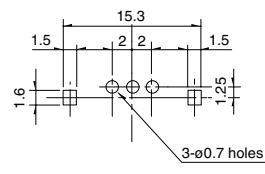
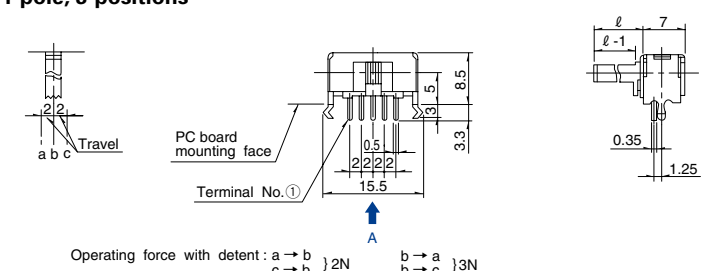
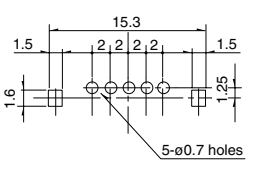
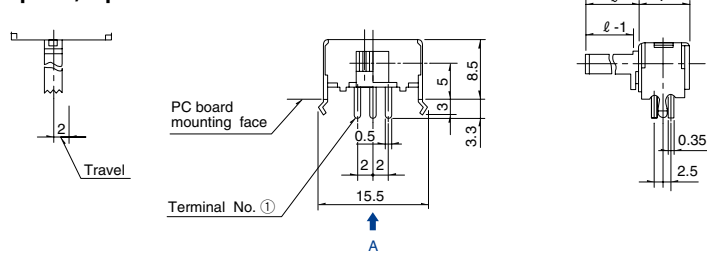
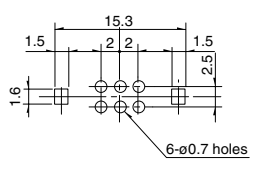
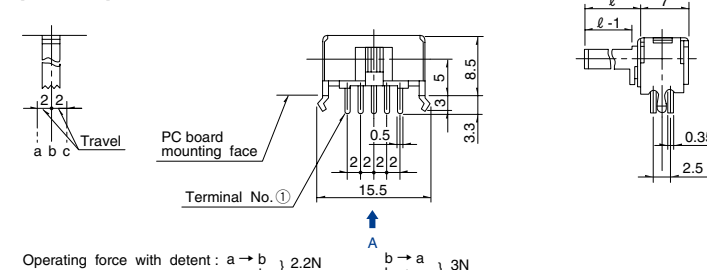
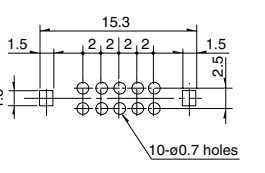
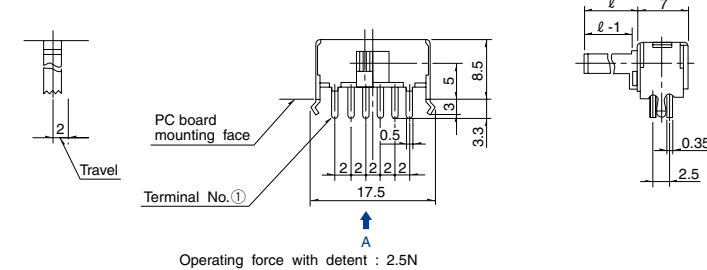
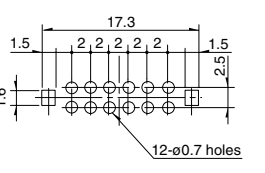
Unit:mm

No.	Style	PC board mounting hole dimensions (Viewed from the direction A)
1	<p>1-pole, 2-positions</p> <p>Travel 2</p> <p>PC board mounting face</p> <p>Terminal No.①</p> <p>Operating force with detent : 2.5N</p>	<p>3-ϕ0.7 holes</p>
2	<p>1-pole, 3-positions</p> <p>Travel 2</p> <p>PC board mounting face</p> <p>Terminal No.①</p> <p>Operating force with detent : a \rightarrow b } 2.2N b \rightarrow a } 3N c \rightarrow b } b \rightarrow c }</p>	<p>6-ϕ0.7 holes</p>
3	<p>2-poles, 2-positions</p> <p>Travel 2</p> <p>PC board mounting face</p> <p>Terminal No.①</p> <p>Operating force with detent : 2.5N</p>	<p>6-ϕ0.7 holes</p>
4	<p>2-poles, 3-positions</p> <p>Travel 2</p> <p>PC board mounting face</p> <p>Terminal No.①</p> <p>Operating force with detent : a \rightarrow b } 2.2N b \rightarrow a } 3N c \rightarrow b } b \rightarrow c }</p>	<p>10-ϕ0.7 holes</p>
5	<p>4-poles, 2-positions</p> <p>Travel 2</p> <p>PC board mounting face</p> <p>Terminal No.①</p> <p>Operating force with detent : 2.5N</p>	<p>12-ϕ0.7 holes</p>

Dimensions

Horizontal Actuator Type

Unit:mm

No.	Style	PC board mounting hole dimensions (Viewed from the direction A)
6	<p>1-pole, 2-positions</p>  <p>PC board mounting face</p> <p>Terminal No. ①</p> <p>Operating force with detent : 2.5N</p>	 <p>3-ϕ0.7 holes</p>
7	<p>1-pole, 3-positions</p>  <p>PC board mounting face</p> <p>Terminal No. ①</p> <p>Operating force with detent : a \rightarrow b } 2N c \rightarrow b } b \rightarrow a } 3N b \rightarrow c }</p>	 <p>5-ϕ0.7 holes</p>
8	<p>2-poles, 2-positions</p>  <p>PC board mounting face</p> <p>Terminal No. ①</p> <p>Operating force with detent : 2.5N</p>	 <p>6-ϕ0.7 holes</p>
9	<p>2-poles, 3-positions</p>  <p>PC board mounting face</p> <p>Terminal No. ①</p> <p>Operating force with detent : a \rightarrow b } 2.2N c \rightarrow b } b \rightarrow a } 3N b \rightarrow c }</p>	 <p>10-ϕ0.7 holes</p>
10	<p>4-poles, 2-positions</p>  <p>PC board mounting face</p> <p>Terminal No. ①</p> <p>Operating force with detent : 2.5N</p>	 <p>12-ϕ0.7 holes</p>

Detector

Push

Slide

Rotary

Encoders

Power

Dual-in-line
Package Type

TACT Switch™

Custom-
Products

Small size
General Use type

**Big size
General Use type**

Other Use type

Detector

Push

Slide

Rotary

Encoders

Power

Dual-in-line
Package Type

TACT Switch™

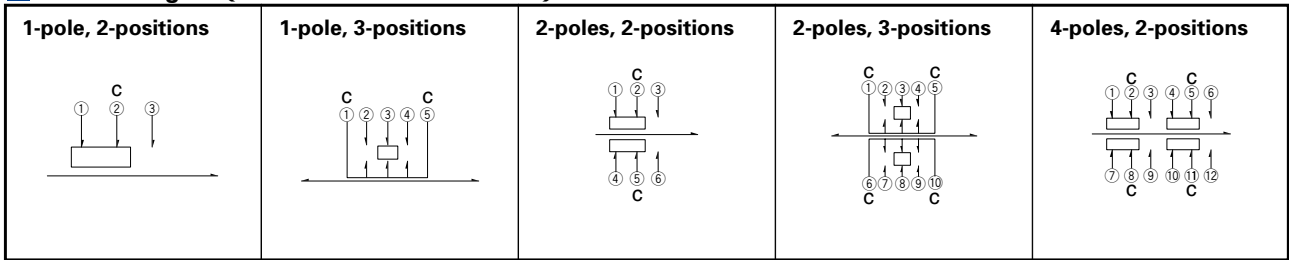
Custom-
Products

Small size
General Use type

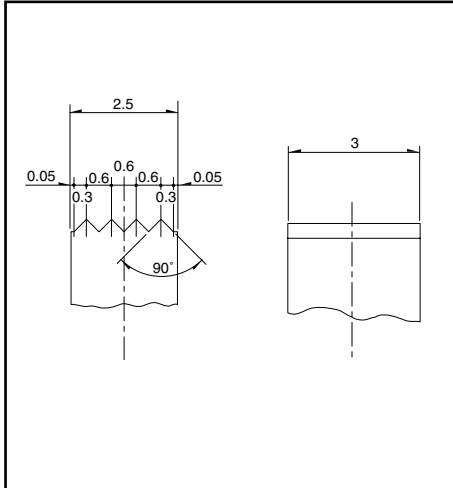
Big size
General Use type

Other Use type

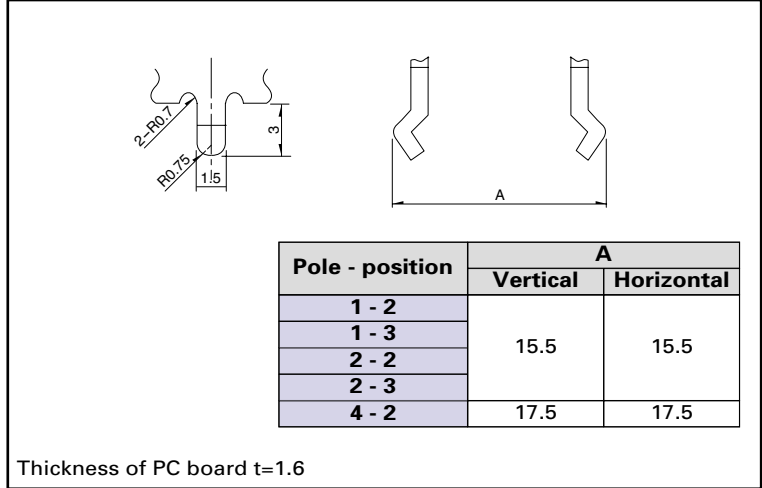
Circuit Diagram (Viewed from Direction A)

















Actuator Configuration Unit:mm



Shape of Frame Leg Unit:mm



List of Varieties

Series		SSAG	SSAH	SSAD	SSSS8	SSSS7	SSSS2	SSSS9	SSSF	SSSU	SSSB	SSST	SSAA	SSAC	SSAB		
Photo																	
Outline specifications	Travel (mm)	1.5			1.5 2		2		3		4		2	1.5	1.9 2		
	Actuator direction	Horizontal			Vertical Horizontal	Horizontal	Vertical Horizontal			Vertical		Horizontal		Vertical Horizontal			
	Number of poles	1			1 2		1 2 4		2 4	1	1 2	2	1				
Dimensions (mm)	W	9.05	9.5	6.7	11.2	8.8	13	14	16.5	24.5	29	13	12.4	9.5	9		
	D	3		3.2	2.6	3	3.5	4.7	7		9	4.3	6	5.5	4.2		
	H	1.15	0.9	0.7	1.4	2		5	8.5		12	3.5	5	5.2	8.5		
Operating temperature range		-10 to +60			-40 to +85		-10 to +60										
Rating (max.)(min.)(Resistive load)		10mA 5V DC	1mA 5V DC		0.3A 4V DC		0.3A 6V DC	0.1A 12V DC	0.1A 30V DC		0.3A 30V DC	0.1A 12V DC	0.1A 30V DC	1mA 5V DC	0.1A 12V DC		
Electrical performance		Initial contact resistance		200m max.	100m max.	70m max.		30m max.	25m max.		20m max.	70m max.	25m max.	100m max.	30m max.		
		Insulation resistance				100M min. 100V DC				100M min. 500V DC				100M min. 100V DC	100M min. 500V DC		
		Voltage proof				100V AC for 1minute				500V AC for 1minute				100V AC for 1minute	500V AC for 1minute		
Mechanical performance		Robustness of terminal				3N for 1minute				5N for 1minute		3N for 1minute	5N for 1minute				
		Robustness of actuator		Operating direction		10N		5N	10N	20N	30N		50N	20N	10N	5N	30N
		Pulling direction		10N		10N Static force		10N	30N Static force		10N	10N	10N	10N	10N	10N	40N
Durability		Operating life without load		10,000cycles	10,000cycles	10,000cycles 100m max. 2		10,000cycles 60m max.	10,000cycles 45m max.		10,000cycles 40m max.	10,000cycles 100m max.	10,000cycles 45m max.	10,000cycles 200m max.	1,000cycles 60m max.		
		Operating life without load Load as rating		500m max.	300m max.	10,000cycles 200m max.	10,000cycles 130m max. 2	10,000cycles 80m max.	10,000cycles 65m max.		5,000cycles 60m max.	10,000cycles 130m max.	10,000cycles 65m max.	200m max.	10,000cycles 80m max.		
Environmental performance		Cold		-40 ± 2 for 96h		-20 ± 2 for 96h											
		Dry heat		85 ± 2 for 96h													
		Damp heat		40 ± 2 , 90 to 95%RH for 96h													
Soldering		Manual soldering		350 ± 5 3s max.	300 ± 5 5s max.	260 ± 5 3s max.	350 ± 10 4s max.	300 ± 10 5s max.	350 ± 10 5s max.	350 ± 10 3 ± 1s		350 ± 10 3s max.	300 ± 10 3 ± 1s	300 ± 10 2s	350 ± 10 3 ± 1s		
		Dip soldering					260 ± 5 3 ± 1s	260 ± 5 5 ± 1s	260 ± 5 10 ± 1s		260 ± 5 5 ± 1s	260 ± 10 10 ± 1s	260 ± 10 5 ± 1s	260 ± 5 10 ± 1s			
		Reflow soldering		Please see P.154													
Poles-positions		1-2	—	—													
		1-3			—										—		
		1-4	—				—				—						
		2-2	—				—								—		
		2-3	—				—								—		
		2-4	—				—				—						
		4-2	—				—						—				
Page		112	115	117	119	123	126	130	135	139	143	146	147	150	152		

Detector

Push

Slide

Rotary

Encoders

Power

Dual-in-line Package Type

TACT Switch™

Custom-Products

Small size General Use type

Big size General Use type

Other Use type

Slide Switches Soldering Conditions 154
 Slide Switches Cautions 155

Note

The operating temperature range for automotive applications can be raised upon request. Please contact us for requirements of this kind.