

■ Features

- Low profile construction and miniature size.
- Magnetic shielded construction.
- High current saturation.
- Operating temperature:-40°C ~ +125°C.
- RoHS compliant.

■ Applications

- For small DC/DC converter(HDD,DVC,DSC,PDA,LCD display etc.).
- Car navigation systems,telecom base stations.
- VR,AR,LED lighting.

■ Product Identification



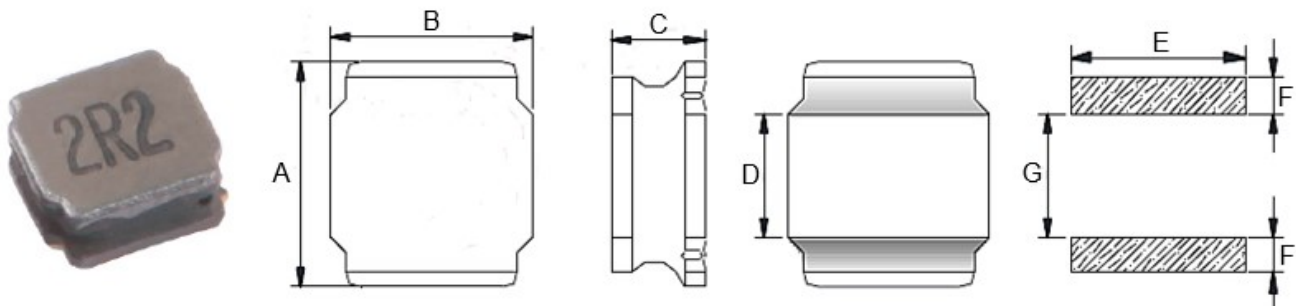
(1) : Type

(2) : Dimensions

(3) : Inductance value

(4) : Inductance Tolerance; N=±30%,M=±20%, K=±10%

■ Shapes and Dimensions (Unit: mm)



TYPE	A	B	C Max.	D	E Ref.	F Ref.	G Ref.
YNR6028	6.0±0.3	6.0±0.3	2.80	1.55±0.3	5.70	1.70	2.80

■ YNR6028 Series

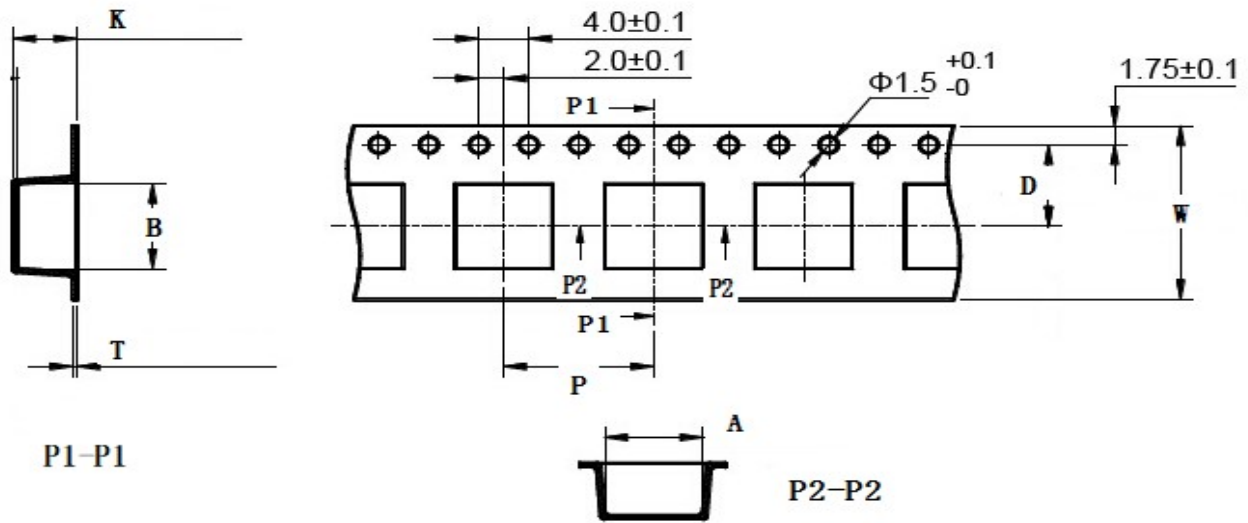
Part Number	Inductance (uH) @100KHz	DC Resistance (Ω)		Heat Rating Current (A)	Saturation Current (A)
		Typ.	Max.		
YNR6028-R82□	0.82	0.012	0.016	5.20	6.50
YNR6028-1R0□	1.00	0.010	0.013	5.20	5.75
YNR6028-1R2□	1.20	0.013	0.017	4.58	6.40
YNR6028-1R5□	1.50	0.013	0.017	4.58	6.00
YNR6028-2R2□	2.20	0.020	0.026	3.75	5.10
YNR6028-2R7□	2.70	0.020	0.026	3.75	3.80
YNR6028-3R3□	3.30	0.025	0.033	3.48	4.15
YNR6028-4R7□	4.70	0.030	0.039	3.08	3.00
YNR6028-5R6□	5.60	0.043	0.056	2.60	3.00
YNR6028-6R2□	6.20	0.047	0.061	2.40	3.05
YNR6028-6R8□	6.80	0.047	0.061	2.40	2.60
YNR6028-8R2□	8.20	0.055	0.072	2.25	2.30
YNR6028-9R1□	9.10	0.074	0.096	2.15	2.55
YNR6028-100□	10.0	0.072	0.094	1.95	2.04
YNR6028-120□	12.0	0.080	0.104	1.85	1.80
YNR6028-150□	15.0	0.125	0.163	1.45	1.75
YNR6028-180□	18.0	0.120	0.156	1.45	1.52
YNR6028-220□	22.0	0.140	0.182	1.40	1.45
YNR6028-270□	27.0	0.155	0.202	1.32	1.50
YNR6028-330□	33.0	0.185	0.241	1.22	1.35
YNR6028-360□	36.0	0.215	0.280	1.13	1.25
YNR6028-390□	39.0	0.225	0.293	1.10	1.25
YNR6028-470□	47.0	0.315	0.410	1.06	1.15

■ YNR6028 Series

Part Number	Inductance (uH) @100KHz	DC Resistance (Ω)		Heat Rating Current (A)	Saturation Current (A)
		Typ.	Max.		
YNR6028-510□	51.0	0.340	0.442	1.00	0.80
YNR6028-560□	56.0	0.345	0.449	0.89	1.05
YNR6028-680□	68.0	0.360	0.468	0.86	0.80
YNR6028-750□	75.0	0.410	0.533	0.81	0.90
YNR6028-820□	82.0	0.500	0.650	0.70	0.80
YNR6028-101□	100	0.500	0.650	0.70	0.65
YNR6028-151□	150	0.600	0.780	0.70	0.50
YNR6028-221□	220	1.330	1.729	0.50	0.40
YNR6028-331□	330	2.800	3.640	0.35	0.30
YNR6028-401□	400	2.160	2.808	0.40	0.30
YNR6028-681□	680	5.100	6.630	0.24	0.23
YNR6028-102□	1000	5.800	7.540	0.23	0.18

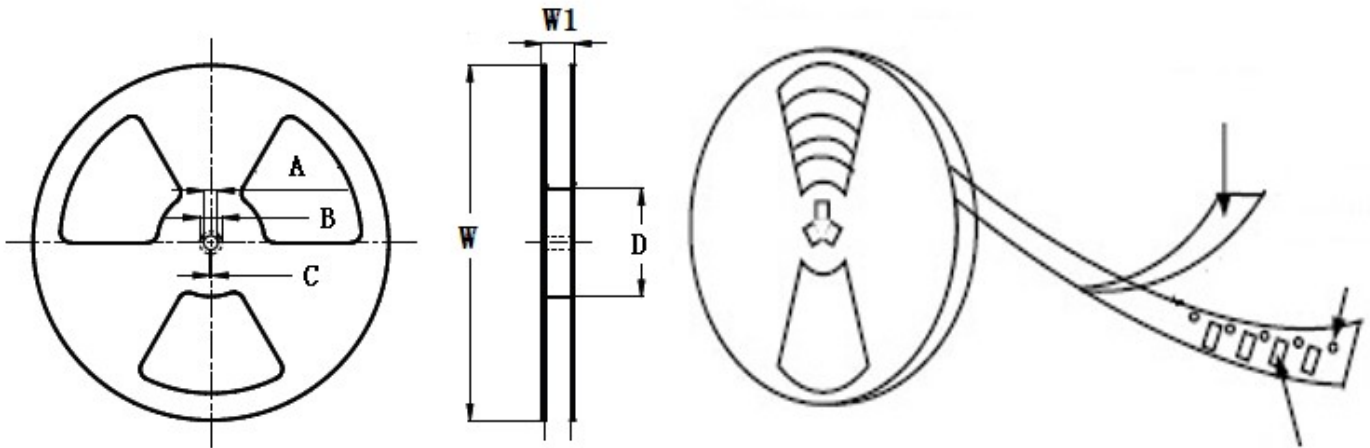
- ※ The saturation current value is the DC current value having inductance decrease down to 30%. (at 20°C)
- ※ The temperature rise current value is the DC current value having temperature increase up to 40°C. (at 20°C)
- ※ The rated current is the DC current value that satisfies both of current value saturation current value and temperature rise current value.

■ Taping Dimensions(Unit:mm)



TYPE	Chip Thickness	W	A	B	D	P	K Max	T Max	MPQ
YNR6028	2.80	16.0	6.40	6.40	7.50	8.00	3.30	0.40	2000

■ Reel Dimensions(Unit:mm)

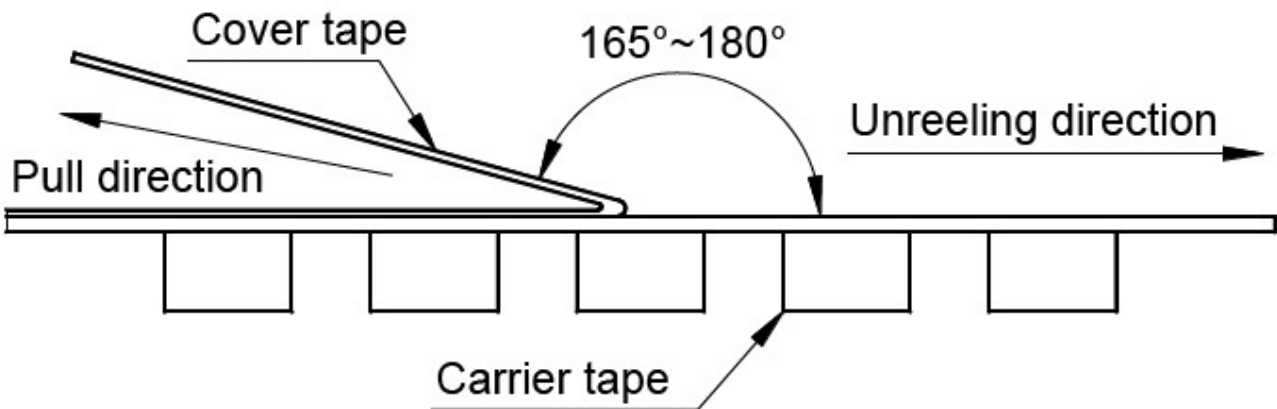


TYPE	W	W1	A	B	C	D
YNR6028	330±2.0	16.5±1.50	13.0±0.50	21.0±0.80	2.0±0.50	100 Min

Direction of rolling



Cover tape peel off condition



Cover tape peel force shall be 0.1N to 1.3N.

Reference peel speed 300±10mm/min.