
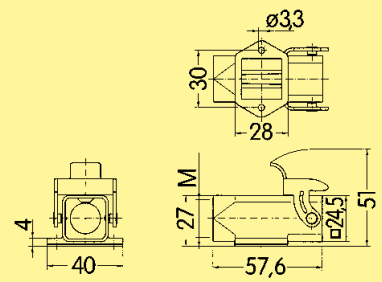

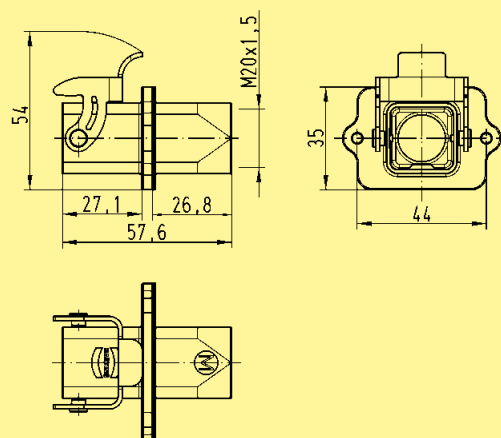
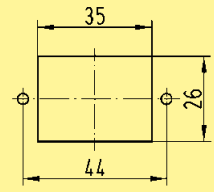

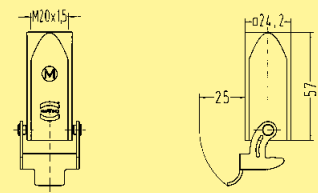


Hoods/Housings for higher EMC requirements / 1 lever locking system

Identification	Part number	Cable entry metric	Drawing	Dimensions in mm
<p>Housings, surface mounting</p> <p>top entry</p> 	<p>19 62 003 1250</p>	<p>1 x 20</p>	 <p>Panel cut out 22 x 22 mm</p>	
<p>Cable to cable housing for higher EMC requirements</p> 	<p>19 62 003 1120</p>	<p>M20</p>	 <p>Panel cut out</p> 	
<p>Hoods, cable to cable</p> <p>top entry</p> 	<p>19 62 003 1750</p>	<p>1 x 20</p>		

Han Hoods Housings