



Sockets and accessories

GZP4

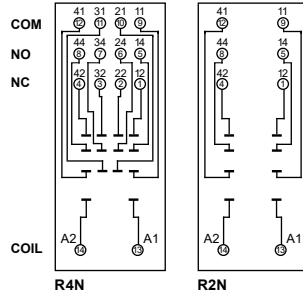
For R4N, R2N

Push-in terminals
(flammability class V-0)
Max. cross section of the cables:
2 x 1,5 mm² (ferrules without insulation)
2 x 1 mm² (ferrules with insulation)
Stripping length: 8...10 mm

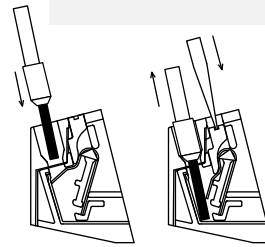
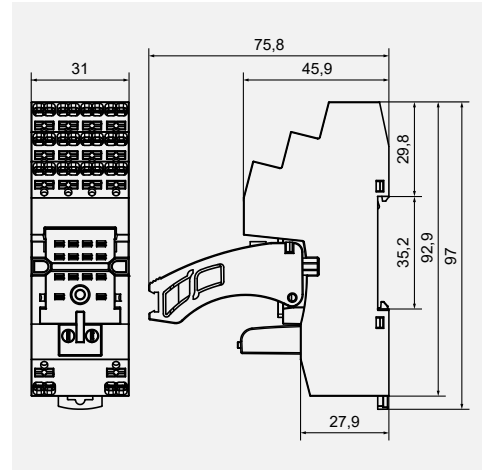
35 mm rail mount
acc. to EN 60715
or on panel mounting
97 x 31 x 45,9(75,8) mm ②
Two poles
12 A, 300 V AC
Four poles
8 A, 300 V AC



Connection diagrams



Dimensions



The drawings present inserting wire into the Push-in terminal and removing wire using the button releasing a clamp (assembly without tools).


Accessories ①

Wire connection

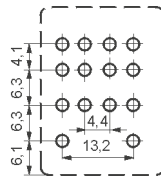
SU4D

For R4N

For PCB
29,6 x 21,5 x 11 mm
Four poles
6 A, 250 V AC

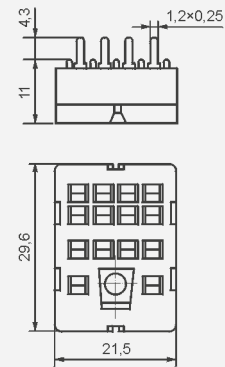


Pinout



G4 1053

Dimensions




Accessories

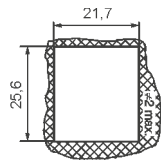
SU4L

For R4N

Solder terminals
29,6 x 21,5 x 18,1 mm
Four poles
6 A, 250 V AC



Dimensions of opening on panel mounting

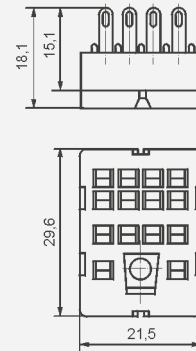


G4 1053



G4 1040

Dimensions



① Mounting and sub-assemblies of accessories in the socket; Signalling / protecting modules type M... - see www.repol.com.pl
② In the bracket the height of socket with retainer / retractor clip is shown.