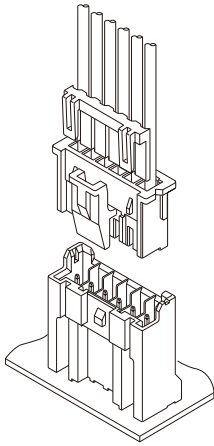




PXA CONNECTOR

2.5mm pitch/Disconnectable Crimp style connectors



Secondary retainer mountable 2.5mm pitch high-box type, with 20.5mm mounting height.

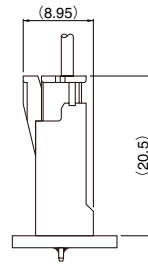
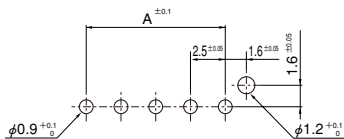
Fully shrouded header has the walls between every circuit to consider as the structure against vibration or prying.

- Secure locking device
- Fully shrouded header
- Header for use specifically with resin coated ("potted") PC boards
- PC board layout is exactly same as XA connector
- Secondary retainer

Specifications

- Current rating: 3A AC, DC (AWG #22)
- Voltage rating: 250V AC, DC
- Temperature range: -25°C to +85°C
(including temperature rise in applying electrical current)
- Contact resistance: Initial value/10m Ω max.
After environmental testing/20m Ω max.
- Insulation resistance: 1,000M Ω min.
- Withstanding voltage: 1,000V AC/minute
- Applicable wire: AWG #26 to #22
- Applicable PC board thickness: 1.6mm
- * Compliant with RoHS.
- * Refer to "General Instruction and Notice when using Terminals and Connectors" at the end of this catalog.
- * Contact JST for details.

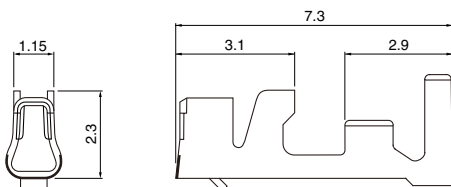
PC board layout (viewed from component side) and Assembly layout



Note: 1. Tolerances are non-cumulative: ±0.05mm for all centers.

2. Hole dimension differ according to the kind of PC board and piercing method. If PC boards made of hard material are used, the hole dimensions should be larger. The dimensions above should serve as a guideline. Contact JST for details.

Contact



Model No.	Applicable wire		Insulation O.D. (mm)	Q'ty / reel
	mm ²	AWG#		
SPXA-001T-P0.6	0.13~0.33	26~22	1.2~1.9	7,000

Material and Finish

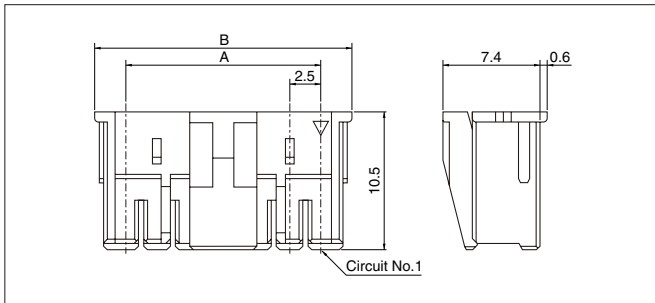
Phosphor bronze, tin-plated (reflow treatment)

RoHS compliance

Contact	Crimping machine	Applicator		
		Crimp applicator	Dies	Crimp applicator with dies
SPXA-001T-P0.6	AP-K2N	MKS-L	MK/SPXA-001-06	APLMK SPXA001-06
		—	—	—

PXA CONNECTOR

Housing



Circuits	Model No.	Dimensions (mm)		Q'ty /bag
		A	B	
2	PXARP-02V	2.5	7.3	1,000
3	PXARP-03V	5.0	9.8	1,000
6	PXARP-06V	12.5	17.3	1,000

Material

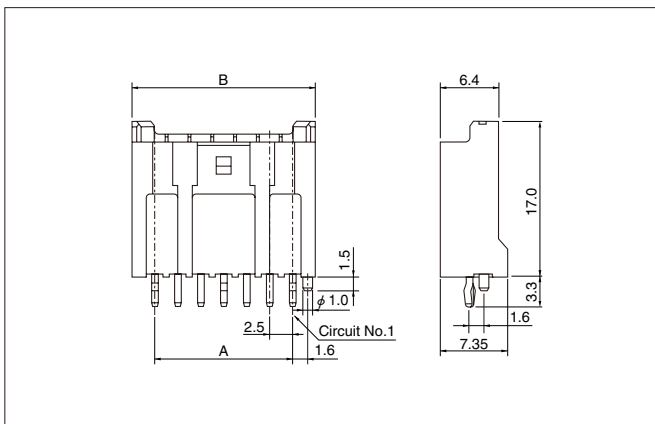
PA 66, UL94V-0, natural (white)

RoHS compliance

<For reference> As the color identification, the following alphabet shall be put in the underlined part. For availability, delivery and minimum order quantity, contact JST.

ex. **PXARP-02V-00**
 (blank)...natural (white)
 K...black R...red E...blue

Shrouded header



Circuits	Model No.	Dimensions (mm)		Q'ty /box
		A	B	
2	BH02B-PXASK	2.5	7.5	400
3	BH03B-PXASK	5.0	10.0	400
6	BH06B-PXASK	12.5	17.5	200

Material and Finish

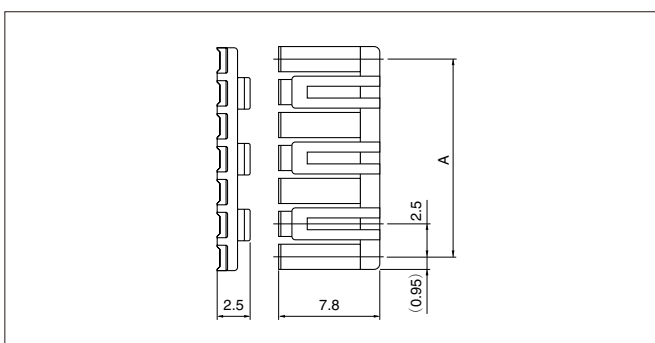
Post: Copper alloy, copper-undercoated, tin-plated (reflow treatment)
 Wafer: Glass-filled PA 66, UL94V-0, natural (ivory)

RoHS compliance

This product displays (LF)(SN) on a label. <For reference> As the color identification, the following alphabet shall be put in the underlined part. For availability, delivery and minimum order quantity, contact JST.

ex. **BH02B-PXASK**
 S...natural (ivory)
 K...black R...red E...blue

Retainer



Circuits	Model No.	A	Q'ty / bag
2	XMS-02V	2.5	1,000
3	XMS-03V	5.0	1,000
6	XMS-06V	12.5	1,000

Material

Glass-filled PA 66, UL94V-0, natural (ivory)

RoHS compliance