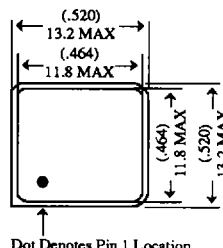
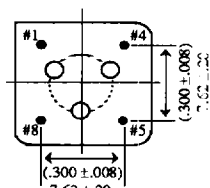
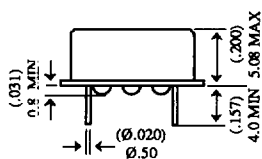


H5CE / HCMOS/TTL 8-PIN-DIP METAL OSCILLATOR



The H5CE is an HCMOS/TTL 8-pin-dip capable of driving up to 10TTL loads or 15pF. This cost effective metal package provides shielding against EMI radiation and has a smaller footprint than the full-size F5CE.

- FEATURES**
 Cost Effective
 Hermetically Sealed Can
 Drives 10-TTL Gates



Pin Connections
 #1 N.C. #5 Output
 #4 GND (Case) #8 +5 VDC

Metric dimensions shall govern
 All dimensions are in millimeters & parenthetically in inches

Dot Denotes Pin 1 Location

• H5CE SPECIFICATIONS

Frequency Range	(Fo)	1.000 ~ 67.000	MHz
Temperature Range -	Operating (TA)	0 ~ +70	°C
	Storage (TSTG)	-55 ~ +125	°C
Supply Voltage	(VDD)	5.0 ± 0.5	V

• PART NUMBER SELECTION

FREQUENCY STABILITY	PART NUMBER
±100PPM	H5CE
±50PPM	H6CE
±25PPM (selected frequencies)	H7CE

• ELECTRICAL CHARACTERISTICS (TA = 25°C, VDD = 5.0V, CL = 15pF)

PARAMETERS	CONDITION	MIN	TYP	MAX	UNITS
Frequency Stability	All conditions *	-100		+100	PPM
Input Current	1.0000 ~ 25.000 MHz			20	mA
	25.000+ ~ 67.000 MHz			40	
Output Symmetry	50% VDD Level	40		60	%
Rise Time (TR)	10% ~ 90% VDD Level			10	ns
Fall Time (TF)	90% ~ 10% VDD Level			10	
Output Voltage (VOL)	'0' Logic Level			0.5	V
	(VOH) '1' Logic Level	4.5			
Output Current (IOL)	'0' Logic Level	16.0			mA
	(IOH) '1' Logic Level			-0.4	
Output Load	TTL			10	TTL
	HCMOS			15	pF
Start-up Time (TS)	0.0V ~ 5.0V		0.2 ~ 2.5	10	ms

* Inclusive of 25°C tolerance, operating temperature range, input voltage change, load change, aging, shock, and vibration.

See page 53 for environmental/mechanical specifications, test circuits, and output waveforms.

All specifications subject to change without notice. Rev. 2/18/94