





Ø 4 MM BANANA CONNECTION TECHNOLOGY

LEADS WITH TEST PROBES


For CAT II & lower installations


Model	Description
	Measurement leads + test probes kit P01295475Z comprising: Set of 2 red/black PVC leads Insulated straight male plug Ø 4 mm Insulated elbowed male plug Ø 4 mm <ul style="list-style-type: none"> • 15 A • 1.5 m • 600 V CAT IV / 1000 V CAT III + Set of 2 moulded test probes Ø 4 mm <ul style="list-style-type: none"> • Female plug Ø 4 mm • CAT II 300 V

Model	Description
	Measurement leads + test probes kit P01295474Z comprising: Set of 2 red/black PVC leads Insulated straight male plug Ø 4 mm Insulated elbowed male plug Ø 4 mm <ul style="list-style-type: none"> • 15 A • 1.5 m • 600 V CAT IV / 1000 V CAT III + Set of 2 moulded test probes Ø 2 mm <ul style="list-style-type: none"> • Female plug Ø 4 mm • CAT II 300 V


REMOVABLE TEST PROBES


For CAT IV & CAT III installations

Model	Description
	Set of 2 red/black moulded test probes P01295454Z <ul style="list-style-type: none"> • Female plug Ø 4 mm • 15 A • CAT IV / CAT III 1000 V

Model	Description
	Set of 2 red / black moulded Ø 2 test probes P01295491Z <ul style="list-style-type: none"> • Ø 4 mm female plug • 10 A • CAT IV 1000 V

For CAT II & lower installations

Model	Description
	Set of 2 moulded test probes Ø 4 mm P01295458Z <ul style="list-style-type: none"> • Female plug Ø 4 mm • 15 A • CAT II 300 V

Model	Description
	Set of 2 moulded test probes Ø 2 mm P01295460Z <ul style="list-style-type: none"> • Female plug Ø 4 mm • 15 A • CAT II 300 V