

PRODUCT DATASHEET

FL PFM 10 W 4000 K SYM 100 S BK

FLOODLIGHT SENSOR 10 W | Floodlight with flexible motion and daylight sensor, 10 W power consumption



AREAS OF APPLICATION

- Replacement for floodlights with halogen lamps
- Outdoor use (IP65)
- Public areas
- Building facades
- Construction areas
- Gardens, balconies and other outdoor areas

PRODUCT BENEFITS

- Bright, robust and durable
- Demand optimized illumination due to flexible and programmable sensor
- Easy adjustment of sensor range, daylight detection and hold time
- Always-on override, activated via special mains switching pattern
- Safe and very uniform illumination, due to frosted and tempered glass diffuser
- No upper light output ratio (ULOR 0%) when mounted at 0° tilt
- Energy savings of up to 90 % compared to halogen lamp floodlights
- 5 years guarantee

PRODUCT FEATURES

- Flexible motion and daylight sensor
- Sensor with 350° pan and 180° tilt
- Reflector-based, symmetric light distribution with 100° x 100° beam angle
- Integrated wide voltage driver, suitable for 100 - 277 V AC



- Surge protection: up to 4 kV (L/N-PE), 2 kV (L-N)
- Mounting bracket with 30° angle and wide rotation area
- Pre-installed, flexible 1 m cable (H05RN-F), wrapped 3 x 1.0 mm² single wires

TECHNICAL DATA

Electrical data

Nominal wattage	10.00 W
Operating mode	Integrated LED driver
Nominal voltage	100...277 V
Power factor λ	> 0.90
Mains frequency	50/60 Hz
Max. no. of lum. on circuit break. B16 A	185
Max. no. of lum. on circuit break. C10 A	135
Max. no. of lum. on circuit break. C16 A	216
Inrush current	7.20 A
Total harmonic distortion	< 20 %
Inrush current time T_{h50}	21 μ s

Photometrical data

Color temperature	4000 K
Luminous flux	1200 lm
Luminous efficacy	120 lm/W
Standard deviation of color matching	≤ 5 sdcn
Light color (designation)	Cool White
Color rendering index Ra	≥ 80

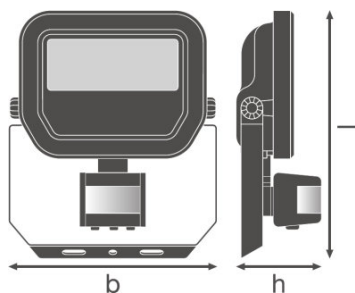
Light technical data

Beam angle	100 ° x 100 °
------------	---------------

Luminaire sensor data

Type of sensor	Motion / Light
Sensor technology	Passive infrared/Photocell
Sensor detection angle	40°...160 °
Detection range of motion sensor	2...12 m
Detection threshold of daylight sensor	10...2000 lx
Sensor controlled switching time	10 s...12 min
Sensor IP rating	IP65

Dimensions & weight



Length	159.0 mm
Width	131.0 mm
Height	53.0 mm
Product weight	440.00 g
Cable length	1000 mm

Colors & materials

Body material	Aluminum
Product color	Black
Housing color	Black

Temperatures & operating conditions

Ambient temperature range	-30...+50 °C
----------------------------------	--------------

Lifespan

Number of switching cycles	100000
Lifespan L70/B50 at 25 °C	70000 h
Lifespan L80/B10 at 25 °C	55000 h
Lifespan L90/B10 at 25 °C	35000 h

Additional product data

Mounting type	Surface
Mounting location	Wall / Ceiling
Product remark	Available from September 2020

Capabilities

Adjustable	Yes
Dimmable	No
Type of connection	Cable, 3-pole

LED module replaceable	Not replaceable
-------------------------------	-----------------

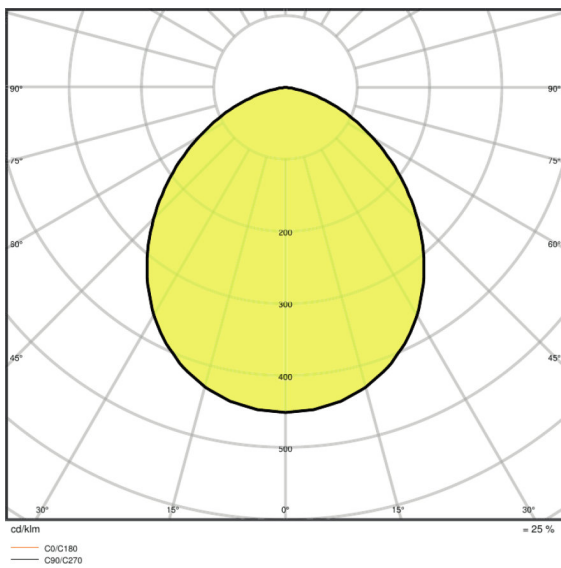
Certificates & standards

Protection class IK (shock resistance)	IK07
Glow Wire Test according to IEC 60695-2-12	650 °C
Photobiological safety group EN62778	RG 1
Photobio. safety group acc. to EN62471	RG 1
Protection class	I
Type of protection	IP65
Luminaire with limited surface temperature, class "D"	No
Standards	CE/CB/ENEC/EAC/RoHS

Logistical data

Temperature range at storage	-40...+70 °C
-------------------------------------	--------------

Light Distribution



LDC typ polar







LOGISTICAL DATA

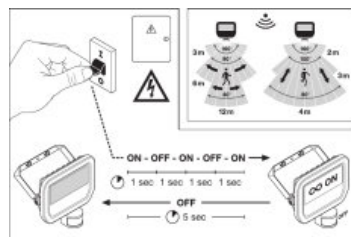
Product code	Packaging unit (Pieces/Unit)	Dimensions (length x width x height)	Gross weight	Volume
4058075460874	Folding carton box 1	65 mm x 137 mm x 167 mm	498.00 g	1.49 dm ³



4058075460881	Shipping carton box 12	403 mm x 283 mm x 184 mm	6509.00 g	20.99 dm ³
---------------	---------------------------	--------------------------	-----------	-----------------------

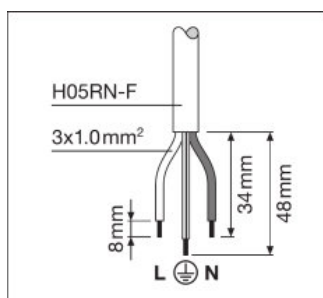
The mentioned product code describes the smallest quantity unit which can be ordered. One shipping unit can contain one or more single products. When placing an order, for the quantity please enter single or multiples of a shipping unit.

ADDITIONAL CATALOG INFORMATION

	SENS 	LUX 	TIME 
	~2 m	< 10 lx	~10 sec ± 3 sec
	~6 m	< 100 lx	~5 min ± 2 min
	~12 m	< 2000 lx	~12 min ± 3 min



	A	B	C		
10 W	58	39	0.5	2x MS	0.012 m ²
20 W	78	53	0.5	2x MS	0.016 m ²
30 W	108	73	0.5	2x MS	0.032 m ²



REFERENCES / LINKS

For Guarantee see
 ▶ www.ledvance.com/guarantee

DISCLAIMER

Subject to change without notice. Errors and omission excepted. Always make sure to use the most recent release.