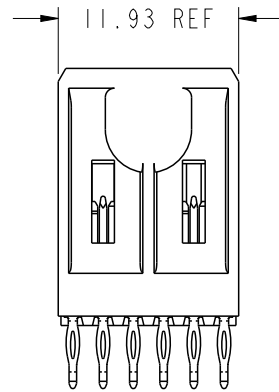
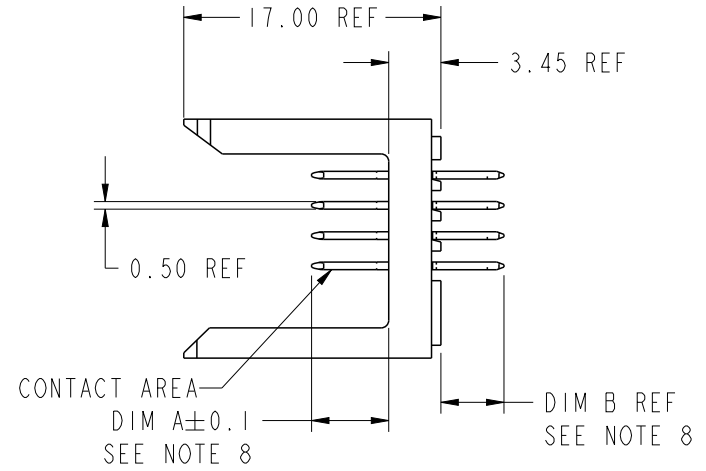
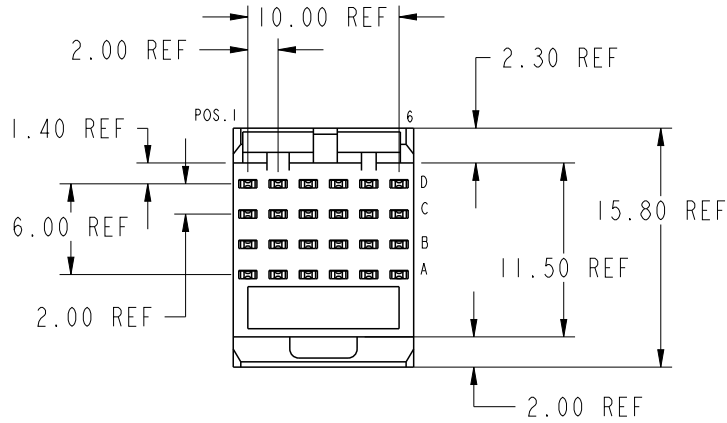
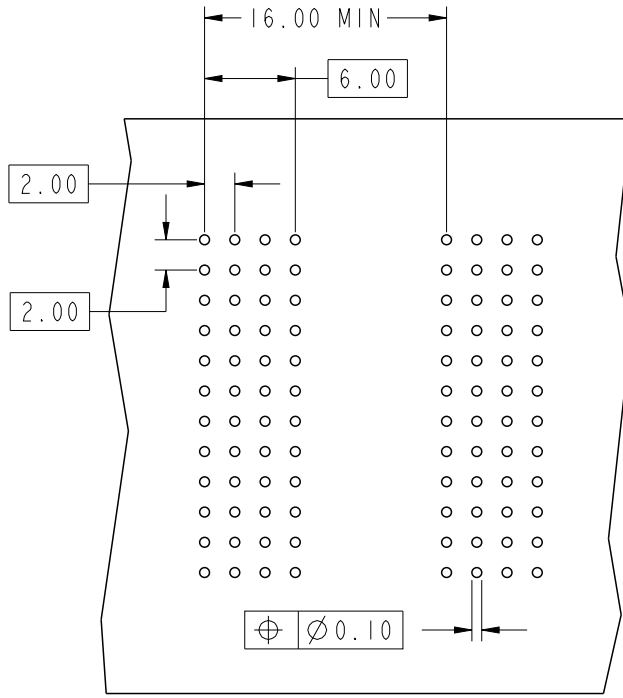


PRODUCT NUMBER  
70232-XYLF



PLATING IN CONTACT AREA		
DASH NUMBER	PERFORMANCE LEVEL	NOTES
-AYYLF	TELCORDIA CO	SEE NOTE 10
-NIYYLF	TELCORDIA CO (NXT) IEC CLASS I	SEE NOTE 10
-N5YYLF	TELCORDIA UE (NXT)	SEE NOTE 10
-IYYLF	TELCORDIA CO IEC CLASS I	SEE NOTE 10
-2YYLF	TELECOM CLASS	SEE NOTE 10
-5YYLF	TELCORDIA UE	SEE NOTE 10

spec ref *		dr <b>Terran Huang</b>		2010/07/09		projection		size A4		scale 2:1			
tolerance std		eng <b>Narayanan, Aru</b>		2019/06/01				mm		ecn no <b>ELX-I-33773-1</b>			
ISO 406 ISO 1101		chr -		-									
TOLERANCES UNLESS OTHERWISE SPECIFIED		appr <b>K-Paul Biju</b>		2019/06/12		product family METRAL		rel level <b>Released</b>					
surface				<b>Amphenol FCI</b>		title METRAL SIGNAL HEADER I MOD, 4 ROW PRESS-FIT		dwg no 70232		rev <b>AT</b>			
linear												0.X ±0.3	
												0.XX ±0.13	
ISO 1302		angular		0° ±2°		cat. no. *		Product - Customer Drw		sheet 1 of 8			



REQUIRED PC BOARD LAYOUT  
COMPONENT SIDE

KEY		
CODE	DIMENSIONS	
	DIM "A" MATE	DIM "B" TAIL
1	5.00	4.30
2	5.75	4.30
3	6.50	4.30
4	7.25	4.30
5	5.00	13.60
6	5.75	13.60
7	6.50	13.60
8	7.25	13.60
9	5.00	17.00
10	5.75	17.00
11	6.50	17.00
12	7.25	17.00
13	8.25	4.30
14	8.25	13.60
15	8.25	17.00
19	8.00	4.30
20	8.00	13.60
21	8.00	17.00

NOTE:  
1. MIN PCB THICKNESS = 1.6mm

SEE PRINT 58351 FOR  
ADDITIONAL PCB INFORMATION

spec ref	*	dr	Terran Huang	2010/07/09	projection	mm	size	A4	scale	2:1	
tolerance std	TOLERANCES UNLESS OTHERWISE SPECIFIED	eng	Narayanan, Aru	2019/06/01			ecn no	ELX-I-33773-1			
ISO 406		chr	-	-				rel level	Released		
ISO 1101		appr	K-Paul Biju	2019/06/12	product family	METRAL					
surface	3.200	Amphenol FCi	title	METRAL SIGNAL HEADER			dwg no	70232		rev	AT
ISO 1302	linear			0.X	±0.3	1 MOD, 4 ROW PRESS-FIT			cat. no.		Product - Customer Drw
	angular	0°	±2°								

A

B

C

D

METRAL P/N	ROW	CONTACT CODE MOD. I					
		1	2	3	4	5	6
70232-X10LF	D	1	1	1	1	1	1
	C	2	2	2	2	2	2
	B	2	2	2	2	2	2
	A	3	3	3	3	3	3

METRAL P/N	ROW	CONTACT CODE MOD. I					
		1	2	3	4	5	6
70232-X14LF	D	4	4	4	4	4	4
	C	3	3	3	3	3	3
	B	3	3	3	3	3	3
	A	4	4	4	4	4	4

METRAL P/N	ROW	CONTACT CODE MOD. I					
		1	2	3	4	5	6
70232-X18LF	D	3	3	3	3	3	3
	C	1	1	1	1	1	1
	B	1	1	1	1	1	1
	A	1	1	1	1	1	1

METRAL P/N	ROW	CONTACT CODE MOD. I					
		1	2	3	4	5	6
70232-X22LF	D	5	5	5	5	5	5
	C	5	5	5	5	5	5
	B	5	5	5	5	5	5
	A	7	7	7	7	7	7

METRAL P/N	ROW	CONTACT CODE MOD. I					
		1	2	3	4	5	6
70232-X26LF	D	6	6	6	6	6	6
	C	6	6	6	6	6	6
	B	6	6	6	6	6	6
	A	6	6	6	6	6	6

METRAL P/N	ROW	CONTACT CODE MOD. I					
		1	2	3	4	5	6
70232-X11LF	D	1	1	1	1	1	1
	C	1	1	1	1	1	1
	B	1	1	1	1	1	1
	A	1	1	1	1	1	1

METRAL P/N	ROW	CONTACT CODE MOD. I					
		1	2	3	4	5	6
70232-X15LF	D	3	3	3	3	3	3
	C	3	3	3	3	3	3
	B	3	3	3	3	3	3
	A	3	3	3	3	3	3

METRAL P/N	ROW	CONTACT CODE MOD. I					
		1	2	3	4	5	6
70232-X19LF	D	4	4	4	4	4	4
	C	4	4	4	4	4	4
	B	4	4	4	4	4	4
	A	4	4	4	4	4	4

METRAL P/N	ROW	CONTACT CODE MOD. I					
		1	2	3	4	5	6
70232-X23LF	D	7	7	7	7	7	7
	C	6	6	6	6	6	6
	B	6	6	6	6	6	6
	A	7	7	7	7	7	7

METRAL P/N	ROW	CONTACT CODE MOD. I					
		1	2	3	4	5	6
70232-X27LF	D	7	7	7	7	7	7
	C	6	6	6	6	6	6
	B	6	6	6	6	6	6
	A	5	5	5	5	5	5

METRAL P/N	ROW	CONTACT CODE MOD. I					
		1	2	3	4	5	6
70232-X12LF	D	1	1	1	1	1	1
	C	1	1	1	1	1	1
	B	1	1	1	1	1	1
	A	3	3	3	3	3	3

METRAL P/N	ROW	CONTACT CODE MOD. I					
		1	2	3	4	5	6
70232-X16LF	D	2	2	2	2	2	2
	C	2	2	2	2	2	2
	B	2	2	2	2	2	2
	A	2	2	2	2	2	2

METRAL P/N	ROW	CONTACT CODE MOD. I					
		1	2	3	4	5	6
70232-X20LF	D	5	5	5	5	5	5
	C	6	6	6	6	6	6
	B	6	6	6	6	6	6
	A	7	7	7	7	7	7

METRAL P/N	ROW	CONTACT CODE MOD. I					
		1	2	3	4	5	6
70232-X24LF	D	8	8	8	8	8	8
	C	7	7	7	7	7	7
	B	7	7	7	7	7	7
	A	8	8	8	8	8	8

METRAL P/N	ROW	CONTACT CODE MOD. I					
		1	2	3	4	5	6
70232-X28LF	D	7	7	7	7	7	7
	C	5	5	5	5	5	5
	B	5	5	5	5	5	5
	A	5	5	5	5	5	5

METRAL P/N	ROW	CONTACT CODE MOD. I					
		1	2	3	4	5	6
70232-X13LF	D	3	3	3	3	3	3
	C	2	2	2	2	2	2
	B	2	2	2	2	2	2
	A	3	3	3	3	3	3

METRAL P/N	ROW	CONTACT CODE MOD. I					
		1	2	3	4	5	6
70232-X17LF	D	3	3	3	3	3	3
	C	2	2	2	2	2	2
	B	2	2	2	2	2	2
	A	1	1	1	1	1	1

METRAL P/N	ROW	CONTACT CODE MOD. I					
		1	2	3	4	5	6
70232-X21LF	D	5	5	5	5	5	5
	C	5	5	5	5	5	5
	B	5	5	5	5	5	5
	A	5	5	5	5	5	5

METRAL P/N	ROW	CONTACT CODE MOD. I					
		1	2	3	4	5	6
70232-X25LF	D	7	7	7	7	7	7
	C	7	7	7	7	7	7
	B	7	7	7	7	7	7
	A	7	7	7	7	7	7

METRAL P/N	ROW	CONTACT CODE MOD. I					
		1	2	3	4	5	6
70232-X29LF	D	8	8	8	8	8	8
	C	8	8	8	8	8	8
	B	8	8	8	8	8	8
	A	8	8	8	8	8	8

spec ref	*	dr	Terran Huang	2010/07/09	projection	mm	size	A4	scale	1:1
tolerance std	ISO 406 ISO 1101	eng	Narayanan, Aru	2019/06/01			ecn no	ELX-I-33773-1	rel level	Released
TOLERANCES UNLESS OTHERWISE SPECIFIED		chr	-	-						
surface	3.200	appr	K-Paul Biju	2019/06/12	product family		METRAL		rev	AT
linear	0.X ±0.3 0.XX ±0.13 0.XXX ±0.051	Amphenol FCI		title		METRAL SIGNAL HEADER		dwg no		70232
angular	0° ±2°	cat. no.		-		Product - Customer Drw		sheet		3 of 8



A

B

C

D

METRAL P/N	ROW	CONTACT CODE MOD. I					
		1	2	3	4	5	6
70232-X50LF	D	6	6	6	6	6	6
	C	6	6	6	6	6	6
	B	8	8	8	8	8	8
	A	6	6	6	6	6	6

METRAL P/N	ROW	CONTACT CODE MOD. I					
		1	2	3	4	5	6
70232-X54LF	D	6	6	6	6	6	6
	C	7	7	7	7	7	7
	B	8	8	8	8	8	8
	A	7	7	7	7	7	7

METRAL P/N	ROW	CONTACT CODE MOD. I					
		1	2	3	4	5	6
70232-X58LF	D	20	20	20	20	20	20
	C	20	20	20	20	20	20
	B	20	20	20	20	20	20
	A	20	20	20	20	20	20

METRAL P/N	ROW	CONTACT CODE MOD. I					
		1	2	3	4	5	6
70232-X62LF	D	9	9	9	9	9	9
	C	9	9	9	9	9	9
	B	9	9	9	9	9	9
	A	10	10	10	10	10	10

METRAL P/N	ROW	CONTACT CODE MOD. I					
		1	2	3	4	5	6
70232-X66LF	D	21	21	21	21	21	21
	C	11	11	11	11	11	11
	B	11	11	11	11	11	11
	A	11	11	11	11	11	11

METRAL P/N	ROW	CONTACT CODE MOD. I					
		1	2	3	4	5	6
70232-X51LF	D	6	6	6	6	6	6
	C	6	6	6	6	6	6
	B	6	6	6	6	6	6
	A	8	8	8	8	8	8

METRAL P/N	ROW	CONTACT CODE MOD. I					
		1	2	3	4	5	6
70232-X55LF	D	5	5	5	5	5	5
	C	6	6	6	6	6	6
	B	7	7	7	7	7	7
	A	8	8	8	8	8	8

METRAL P/N	ROW	CONTACT CODE MOD. I					
		1	2	3	4	5	6
70232-X59LF	D	8	8	8	8	8	8
	C	7	7	7	7	7	7
	B	7	7	7	7	7	7
	A	7	7	7	7	7	7

METRAL P/N	ROW	CONTACT CODE MOD. I					
		1	2	3	4	5	6
70232-X63LF	D	15	15	15	15	15	15
	C	11	11	11	11	11	11
	B	11	11	11	11	11	11
	A	11	11	11	11	11	11

METRAL P/N	ROW	CONTACT CODE MOD. I					
		1	2	3	4	5	6
70232-X67LF	D	12	12	12	12	12	12
	C	12	12	12	12	12	12
	B	15	15	15	15	15	15
	A	15	15	15	15	15	15

METRAL P/N	ROW	CONTACT CODE MOD. I					
		1	2	3	4	5	6
70232-X52LF	D	5	5	5	5	5	5
	C	5	5	5	5	5	5
	B	5	5	5	5	5	5
	A	6	6	6	6	6	6

METRAL P/N	ROW	CONTACT CODE MOD. I					
		1	2	3	4	5	6
70232-X56LF	D	20	20	20	20	20	20
	C	7	7	7	7	7	7
	B	7	7	7	7	7	7
	A	7	7	7	7	7	7

METRAL P/N	ROW	CONTACT CODE MOD. I					
		1	2	3	4	5	6
70232-X60LF	D	10	10	10	10	10	10
	C	10	10	10	10	10	10
	B	12	12	12	12	12	12
	A	10	10	10	10	10	10

METRAL P/N	ROW	CONTACT CODE MOD. I					
		1	2	3	4	5	6
70232-X64LF	D	10	10	10	10	10	10
	C	11	11	11	11	11	11
	B	12	12	12	12	12	12
	A	11	11	11	11	11	11

METRAL P/N	ROW	CONTACT CODE MOD. I					
		1	2	3	4	5	6
70232-X68LF	D	21	21	21	21	21	21
	C	21	21	21	21	21	21
	B	21	21	21	21	21	21
	A	21	21	21	21	21	21

METRAL P/N	ROW	CONTACT CODE MOD. I					
		1	2	3	4	5	6
70232-X53LF	D	14	14	14	14	14	14
	C	7	7	7	7	7	7
	B	7	7	7	7	7	7
	A	7	7	7	7	7	7

METRAL P/N	ROW	CONTACT CODE MOD. I					
		1	2	3	4	5	6
70232-X57LF	D	8	8	8	8	8	8
	C	8	8	8	8	8	8
	B	14	14	14	14	14	14
	A	14	14	14	14	14	14

METRAL P/N	ROW	CONTACT CODE MOD. I					
		1	2	3	4	5	6
70232-X61LF	D	10	10	10	10	10	10
	C	10	10	10	10	10	10
	B	10	10	10	10	10	10
	A	12	12	12	12	12	12

METRAL P/N	ROW	CONTACT CODE MOD. I					
		1	2	3	4	5	6
70232-X65LF	D	9	9	9	9	9	9
	C	10	10	10	10	10	10
	B	11	11	11	11	11	11
	A	12	12	12	12	12	12

METRAL P/N	ROW	CONTACT CODE MOD. I					
		1	2	3	4	5	6
70232-X69LF	D	12	12	12	12	12	12
	C	11	11	11	11	11	11
	B	11	11	11	11	11	11
	A	11	11	11	11	11	11

spec ref	*	dr	Terran Huang	2010/07/09	projection		size	A4	scale	1:1
tolerance std	TOLERANCES UNLESS OTHERWISE SPECIFIED	eng	Narayanan, Aru	2019/06/01			ecn no	ELX-I-33773-1		
ISO 406 ISO 1101		chr	-	-			rel level	Released		
surface 3.200	linear	appr	K-Paul Biju	2019/06/12	product family	METRAL	rev	70232	AT	
ISO 1302	angular				cat. no.	-	Product - Customer Drw	sheet 5 of 8		
	0.X	±0.3		title		METRAL SIGNAL HEADER				
	0.XX	±0.13		1 MOD, 4 ROW PRESS-FIT						
	0.XXX	±0.051								

A

B

C

D

A

B

C

D

METRAL P/N	ROW	CONTACT CODE MOD. I					
		1	2	3	4	5	6
70232-X70LF	D	4	4	4	4	4	4
	C	2	2	2	2	2	2
	B	2	2	2	2	2	2
	A	2	2	2	2	2	2

METRAL P/N	ROW	CONTACT CODE MOD. I					
		1	2	3	4	5	6
70232-X74LF	D	2	2	2	2	2	2
	C	3	3	3	3	3	3
	B	3	3	3	3	3	3
	A	3	3	3	3	3	3

METRAL P/N	ROW	CONTACT CODE MOD. I					
		1	2	3	4	5	6
70232-X78LF	D	1	1	1	1	1	1
	C	1	1	1	1	1	1
	B	3	3	3	3	3	3
	A	1	1	1	1	1	1

METRAL P/N	ROW	CONTACT CODE MOD. I					
		1	2	3	4	5	6
70232-X82LF	D	6	6	6	6	6	6
	C	8	8	8	8	8	8
	B	8	8	8	8	8	8
	A	20	20	20	20	20	20

METRAL P/N	ROW	CONTACT CODE MOD. I					
		1	2	3	4	5	6
70232-X86LF	D	20	20	20	20	20	20
	C	5	5	5	5	5	5
	B	5	5	5	5	5	5
	A	20	20	20	20	20	20

METRAL P/N	ROW	CONTACT CODE MOD. I					
		1	2	3	4	5	6
70232-X71LF	D	3	3	3	3	3	3
	C	3	3	3	3	3	3
	B	1	1	1	1	1	1
	A	3	3	3	3	3	3

METRAL P/N	ROW	CONTACT CODE MOD. I					
		1	2	3	4	5	6
70232-X75LF	D	2	2	2	2	2	2
	C	2	2	2	2	2	2
	B	2	2	2	2	2	2
	A	3	3	3	3	3	3

METRAL P/N	ROW	CONTACT CODE MOD. I					
		1	2	3	4	5	6
70232-X79LF	D	3	3	3	3	3	3
	C	2	2	2	2	2	2
	B	2	2	2	2	2	2
	A	2	2	2	2	2	2

METRAL P/N	ROW	CONTACT CODE MOD. I					
		1	2	3	4	5	6
70232-X83LF	D	6	6	6	6	6	6
	C	7	7	7	7	7	7
	B	6	6	6	6	6	6
	A	7	7	7	7	7	7

METRAL P/N	ROW	CONTACT CODE MOD. I					
		1	2	3	4	5	6
70232-X87LF	D	6	6	6	6	6	6
	C	7	7	7	7	7	7
	B	20	20	20	20	20	20
	A	7	7	7	7	7	7

METRAL P/N	ROW	CONTACT CODE MOD. I					
		1	2	3	4	5	6
70232-X72LF	D	2	2	2	2	2	2
	C	4	4	4	4	4	4
	B	4	4	4	4	4	4
	A	19	19	19	19	19	19

METRAL P/N	ROW	CONTACT CODE MOD. I					
		1	2	3	4	5	6
70232-X76LF	D	19	19	19	19	19	19
	C	1	1	1	1	1	1
	B	1	1	1	1	1	1
	A	19	19	19	19	19	19

METRAL P/N	ROW	CONTACT CODE MOD. I					
		1	2	3	4	5	6
70232-X80LF	D	8	8	8	8	8	8
	C	6	6	6	6	6	6
	B	6	6	6	6	6	6
	A	6	6	6	6	6	6

METRAL P/N	ROW	CONTACT CODE MOD. I					
		1	2	3	4	5	6
70232-X84LF	D	6	6	6	6	6	6
	C	7	7	7	7	7	7
	B	7	7	7	7	7	7
	A	7	7	7	7	7	7

METRAL P/N	ROW	CONTACT CODE MOD. I					
		1	2	3	4	5	6
70232-X88LF	D	5	5	5	5	5	5
	C	5	5	5	5	5	5
	B	7	7	7	7	7	7
	A	5	5	5	5	5	5

METRAL P/N	ROW	CONTACT CODE MOD. I					
		1	2	3	4	5	6
70232-X73LF	D	2	2	2	2	2	2
	C	3	3	3	3	3	3
	B	2	2	2	2	2	2
	A	3	3	3	3	3	3

METRAL P/N	ROW	CONTACT CODE MOD. I					
		1	2	3	4	5	6
70232-X77LF	D	2	2	2	2	2	2
	C	3	3	3	3	3	3
	B	19	19	19	19	19	19
	A	3	3	3	3	3	3

METRAL P/N	ROW	CONTACT CODE MOD. I					
		1	2	3	4	5	6
70232-X81LF	D	7	7	7	7	7	7
	C	7	7	7	7	7	7
	B	5	5	5	5	5	5
	A	7	7	7	7	7	7

METRAL P/N	ROW	CONTACT CODE MOD. I					
		1	2	3	4	5	6
70232-X85LF	D	6	6	6	6	6	6
	C	6	6	6	6	6	6
	B	6	6	6	6	6	6
	A	7	7	7	7	7	7

METRAL P/N	ROW	CONTACT CODE MOD. I					
		1	2	3	4	5	6
70232-X89LF	D	7	7	7	7	7	7
	C	6	6	6	6	6	6
	B	6	6	6	6	6	6
	A	6	6	6	6	6	6

spec ref	*	dr	Terran Huang	2010/07/09	projection	mm	size	A4	scale	1:1
tolerance std	TOLERANCES UNLESS OTHERWISE SPECIFIED	eng	Narayanan, Aru	2019/06/01			ecn no	ELX-I-33773-1	rel level	Released
ISO 406		chr	-	-						
ISO 1101		appr	K-Paul Biju	2019/06/12	product family	METRAL				
surface 3.200	linear	0.X	±0.3	<b>Amphenol FCI</b>	METRAL SIGNAL HEADER		dwg no	70232	rev	AT
		0.XX	±0.13							
		0.XXX	±0.051							
ISO 1302	angular	0°	±2°	cat. no.	-	Product - Customer Drw	sheet 6 of 8			

A

B

C

D

A

B

C

D

METRAL P/N	ROW	CONTACT CODE MOD. I					
		1	2	3	4	5	6
70232-X90LF	D	12	12	12	12	12	12
	C	10	10	10	10	10	10
	B	10	10	10	10	10	10
	A	10	10	10	10	10	10

METRAL P/N	ROW	CONTACT CODE MOD. I					
		1	2	3	4	5	6
70232-X94LF	D	10	10	10	10	10	10
	C	11	11	11	11	11	11
	B	11	11	11	11	11	11
	A	11	11	11	11	11	11

METRAL P/N	ROW	CONTACT CODE MOD. I					
		1	2	3	4	5	6
70232-X98LF	D	9	9	9	9	9	9
	C	9	9	9	9	9	9
	B	11	11	11	11	11	11
	A	9	9	9	9	9	9

METRAL P/N	ROW	CONTACT CODE MOD. I					
		1	2	3	4	5	6
70232-X102LF	D	6	6	6	6	6	6
	C	6	6	6	6	6	6
	B	20	6	6	6	6	6
	A	7	6	6	6	6	6

METRAL P/N	ROW	CONTACT CODE MOD. I					
		1	2	3	4	5	6
70232-X106LF	D	2	2	2	2	2	2
	C	2	2	2	2	2	2
	B	2	2	2	2	2	2
	A	4	2	2	2	2	2

METRAL P/N	ROW	CONTACT CODE MOD. I					
		1	2	3	4	5	6
70232-X91LF	D	11	11	11	11	11	11
	C	11	11	11	11	11	11
	B	9	9	9	9	9	9
	A	11	11	11	11	11	11

METRAL P/N	ROW	CONTACT CODE MOD. I					
		1	2	3	4	5	6
70232-X95LF	D	10	10	10	10	10	10
	C	10	10	10	10	10	10
	B	10	10	10	10	10	10
	A	11	11	11	11	11	11

METRAL P/N	ROW	CONTACT CODE MOD. I					
		1	2	3	4	5	6
70232-X99LF	D	11	11	11	11	11	11
	C	10	10	10	10	10	10
	B	10	10	10	10	10	10
	A	10	10	10	10	10	10

METRAL P/N	ROW	CONTACT CODE MOD. I					
		1	2	3	4	5	6
70232-X103LF	D	2	1	3	2	2	3
	C	2	1	3	2	2	3
	B	2	1	3	4	4	19
	A	2	1	3	2	2	3

METRAL P/N	ROW	CONTACT CODE MOD. I					
		1	2	3	4	5	6
70232-X107LF	D	1	2	2	2	2	2
	C	1	2	2	2	2	2
	B	1	2	2	2	2	2
	A	1	2	2	2	2	2

METRAL P/N	ROW	CONTACT CODE MOD. I					
		1	2	3	4	5	6
70232-X92LF	D	10	10	10	10	10	10
	C	12	12	12	12	12	12
	B	12	12	12	12	12	12
	A	21	21	21	21	21	21

METRAL P/N	ROW	CONTACT CODE MOD. I					
		1	2	3	4	5	6
70232-X96LF	D	21	21	21	21	21	21
	C	9	9	9	9	9	9
	B	9	9	9	9	9	9
	A	21	21	21	21	21	21

METRAL P/N	ROW	CONTACT CODE MOD. I					
		1	2	3	4	5	6
70232-X100LF	D	4	3	3	3	3	4
	C	4	3	3	3	3	4
	B	4	3	3	3	3	4
	A	4	3	3	3	3	4

METRAL P/N	ROW	CONTACT CODE MOD. I					
		1	2	3	4	5	6
70232-X104LF	D	1	1	2	2	2	3
	C	1	1	2	2	2	3
	B	2	2	2	4	4	19
	A	2	2	2	2	2	3

METRAL P/N	ROW	CONTACT CODE MOD. I					
		1	2	3	4	5	6
70232-X108LF	D	19	19	2	4	2	19
	C	19	19	2	4	2	19
	B	19	19	2	4	2	19
	A	19	19	2	4	2	19



METRAL P/N	ROW	CONTACT CODE MOD. I					
		1	2	3	4	5	6
70232-X93LF	D	10	10	10	10	10	10
	C	11	11	11	11	11	11
	B	10	10	10	10	10	10
	A	11	11	11	11	11	11

METRAL P/N	ROW	CONTACT CODE MOD. I					
		1	2	3	4	5	6
70232-X97LF	D	10	10	10	10	10	10
	C	11	11	11	11	11	11
	B	21	21	21	21	21	21
	A	11	11	11	11	11	11

METRAL P/N	ROW	CONTACT CODE MOD. I					
		1	2	3	4	5	6
70232-X101LF	D	8	7	7	7	7	8
	C	8	7	7	7	7	8
	B	8	7	7	7	7	8
	A	8	7	7	7	7	8

METRAL P/N	ROW	CONTACT CODE MOD. I					
		1	2	3	4	5	6
70232-X105LF	D	2	3	2	2	2	2
	C	2	1	2	2	2	2
	B	2	2	2	2	2	2
	A	2	2	2	2	2	2

METRAL P/N	ROW	CONTACT CODE MOD. I					
		1	2	3	4	5	6
70232-X109LF	D	20	20	6	8	6	20
	C	20	20	6	8	6	20
	B	20	20	6	8	6	20
	A	20	20	6	8	6	20



spec ref	*	dr	Terran Huang	2010/07/09	projection	mm	size	A4	scale	1:1
tolerance std	TOLERANCES UNLESS OTHERWISE SPECIFIED	eng	Narayanan, Anu	2019/06/01			ecn no	ELX-I-33773-1	rel level	Released
ISO 406		chr	-	-						
ISO 1101		appr	K-Paul Biju	2019/06/12	product family	METRAL	rev			
surface 3.200	linear	0.X	±0.3	<b>Amphenol FCI</b>	title	METRAL SIGNAL HEADER	dwg no	70232	rev	AT
		0.XX	±0.13							
		0.XXX	±0.051							
ISO 1302	angular	0°	±2°	cat. no.	-	Product - Customer Drw	sheet	7 of 8		

PRODUCT NUMBER

70232-XYLFL

NOTES:

1. FOR DIM A AND B SEE SHEET 2 AND UP.
2. BODY MATERIAL: LIQUID CRYSTAL  
POLYMER 30 % GLASS.  
FLAME RETARDANT ACC. UL 94-V0.
3. PIN MATERIAL:  
PHOSPHOR BRONZE.
4. PLATING ON PRESS-FIT TAIL:  
70232-XYLFL IS SN (LEAD FREE)  
PLATING ON CONTACT AREA CONFORMS TO PERFORMANCE  
LEVEL SHOWN IN TABLE.
5. PRODUCT MARKING:  
PART NUMBER DESIGNATION & BATCH I.D.
6. ALL PRODUCTS WITH PART NUMBERS SHOWN IN  
SUBSEQUENT TABLES WILL BE PACKAGED IN TUBES.  
IF TRAY PACKAGING IS REQUIRED, A SUFFIX "P"  
WILL BE ADDED TO THE END OF THE PART NUMBER.  
EXAMPLE: XXXXX-XXXPLF
7. PRODUCT SPECIFICATION GS-12-180  
APPLICATION SPECIFICATION BUS-20-073
8. AFTER INSERTION INTO CIRCUIT BOARD WITH  
QUALIFIED TOOL.
9. -A PLATING HAS Au FLASH IN PRESS FIT AREA (LEAD FREE).
10. THE PRODUCTS WHERE THE PART NUMBER ENDS IN LF MEET THE  
EUROPEAN UNION DIRECTIVES AND OTHER COUNTRY REGULATIONS  
AS DESCRIBED IN GS-22-008.
11. FOR LEAD FREE PART NUMBERS, ADD AN "LF" SUFFIX.  
EXAMPLE: 70232-X01LF
12. ALL PRODUCTS EXCEPT THOSE WITH PART NUMBERS CONTAINING  
(DRAWING NO.)-N1--- OR (DRAWING NO.)-N5--- WILL WITHSTAND EXPOSURE  
TO 260°C FOR 60 SECONDS IN A CONVECTION, INFRA-RED OR  
VAPOR PHASE REFLOW OVEN. PART NUMBERS (DRAWING NO.)-N1---  
AND (DRAWINGS NO.)-N5--- WILL NOT WITHSTAND REFLOW AND Au CONTACT  
SURFACE OF THE CONTACTS SHALL BE EXPOSED TO A MAXIMUM 140°C FOR  
NO LONGER THAN 15 SECONDS IN A WAVE SOLDER APPLICATION.

spec ref		*		dr	Terran Huang	2010/07/09	projection 	mm 	size	A4	scale	1:1			
tolerance std		TOLERANCES UNLESS OTHERWISE SPECIFIED		eng	Narayanan, Aru	2019/06/01			ecn no	ELX-I-33773-1					
ISO 406 ISO 1101				chr	-	-			rel level	Released					
surface		3.200		appr	K-Paul Biju	2019/06/12	product family		METRAL						
ISO 1302		linear	0.X	±0.3	<b>Amphenol FCI</b>			METRAL SIGNAL HEADER		dwg no		70232		rev <b>AT</b>	
			0.XX	±0.13											
		angular	0.XXX	±0.051	cat. no.			-		Product - Customer Drw		sheet 8 of 8			
			0°	±2°											

Creo Title - REV E - 2016-02-12