

## Wide Band Chokes and Beads

FASTRON's Wide Band Chokes are Ferrite- Beads, wound with tinned copper wire. These Beads are commonly used in signal filtering and it protects against radio frequency interferences to IC's.

**Applications** To filter internal and external EMI. Reduction of radiated interference on TV receivers. For all kind of Electronic Circuits. Suppression of Brush-motors and Power Supplies (SMPS)

### Technical Data

Impedance, Z	Measured with HP 4286A RF LCR meter or equivalent at frequency $f_L$
Operating Temperature	06H, Leaded Beads : -55°C to +85°C SMD Beads : -40°C to +150°C (Including component self-heating)
Recommended soldering method	Wave (Leaded) Reflow (SMD)
Moisture Sensitivity Levels (MSL)	MSL Level 1, indicating unlimited floor life at $\leq 30^\circ\text{C}$ / 85% relative humidity
Solderability	Using lead free solder (Sn 99.9) at $260^\circ\text{C} \pm 5^\circ\text{C}$ for $5 \pm 0.5$ seconds, min 90% solder coverage of metallization Standard: IEC 68-2-20 (Ta)
Resistance to Soldering Heat	Resistant to $260^\circ\text{C} \pm 5^\circ\text{C}$ for $10 \pm 1$ seconds Standard: IEC 68-2-20 (Tb)
Resistance to Solvent	Resistant to Isopropyl alcohol for $5 \pm 0.5$ minutes at $23^\circ\text{C} \pm 5^\circ\text{C}$ Standard: IEC 68-2-45
Climatic Test	Defined by the following standards IEC 68-2-1 for Cold test: -55°C for 96 hours IEC 68-2-2 for Dry heat test: +85°C for 96 hours IEC 60068-2-78 for Humidity test: 40°C at RH 95% for 4 days
Thermal Shock Test	Temperature cycle : -55°C to +85°C to -55°C Max/Min temperature duration: 15 minutes Temperature transition duration: 5 minutes Cycles: 25 Standard: MIL-STD-202G
Tensile Strength of Leads (Pull Test)	Components withstand a pulling force of 10N for $10 \pm 1$ seconds IEC 60068-2-21 (Ua1)
Mechanical Shock	Mil-Std 202 Method 213 Condition C 3 axis, 6 times, total 18 shocks 100 G, 6 ms, half-sine
Vibration	Mil-Std 202 Method 204 20 mins at 5G 10 Hz to 2000 Hz 12 cycles each of 3 orientations

**Ordering Code** Example: Bead /10-600P-YY

Bead /10 (Model) - 600P (Impedance Value) - YY (Packing Code) → **Bead /10-600P-02**

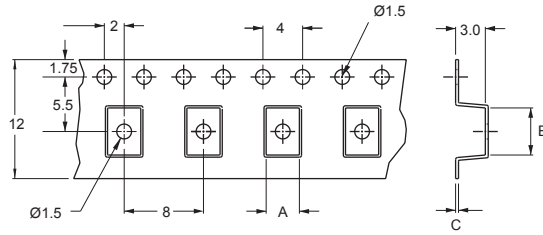
Packing Code -	SMD	Leaded
	01 (7") } Taped / Reel 04 (13") } (refer to below SMD Taping)	00 } Loose in Box 50 } 01 -- Taped / Reel (refer to Leaded Inductors, Packing Spec fig.3) 02 -- Taped / Ammopack (refer to Leaded Inductors, Packing Spec fig.2) 51 -- Taped / Ammopack (refer below Radial Taping)

## Wide Band Chokes and Beads

### Packing Specification

### SMD Taping

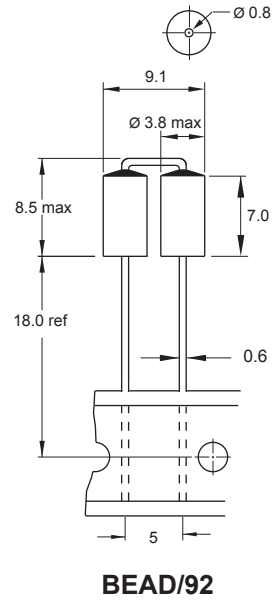
Packing code : 01, 04



Type	A	B	C
SMB/001	3.35	4.75	0.29
SMB/002	3.55	9.3	0.27

### Radial Taping

Packing code : 51



Packing Specification

## FASTRON's Component Key Characteristics



Approved according to AEC-Q200



Approved according to AEC-Q200 with High Temperature



Suitable for High Temperature



Part is RoHS conform and Halogen free



Mechanical Shock and Vibration Proof



Designed for High Q-values



Exceptionally High Q-values



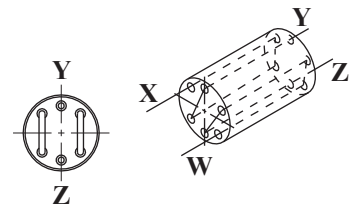
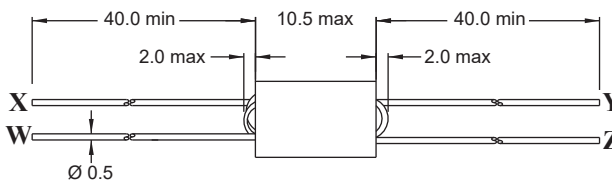
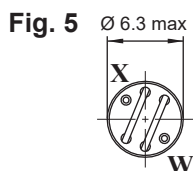
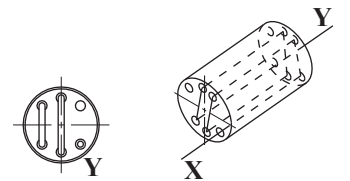
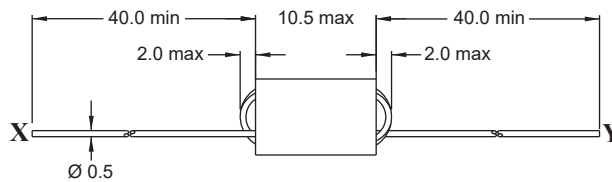
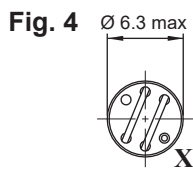
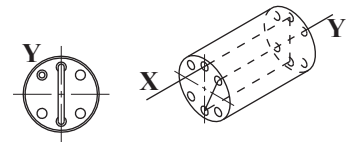
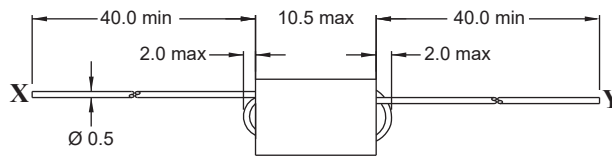
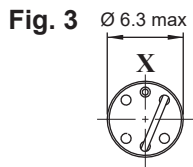
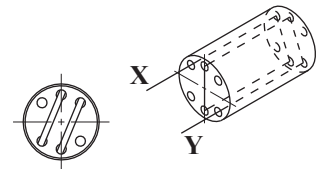
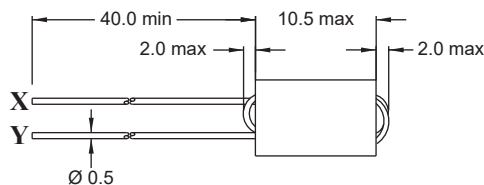
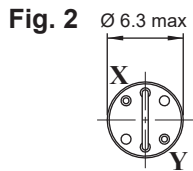
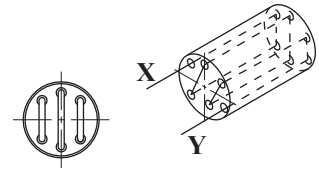
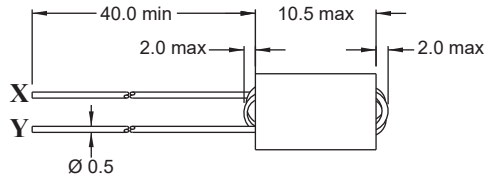
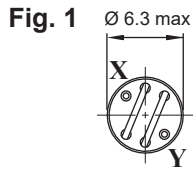
Optimized for High Currents



Optimized for High Voltages

# 06 H

## 6-Hole Ferrite Beads



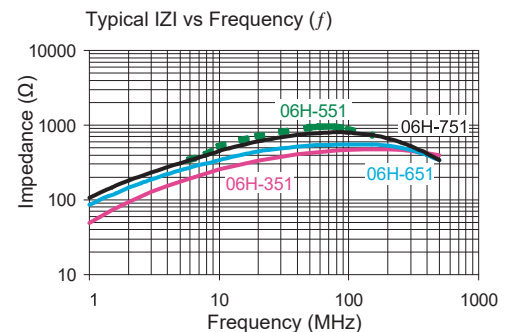
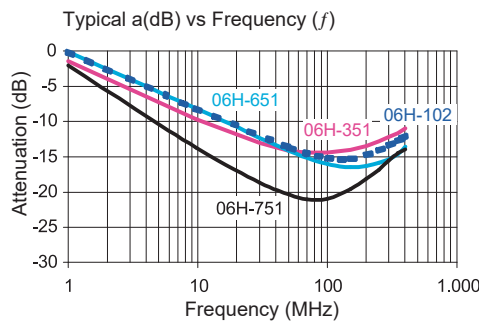
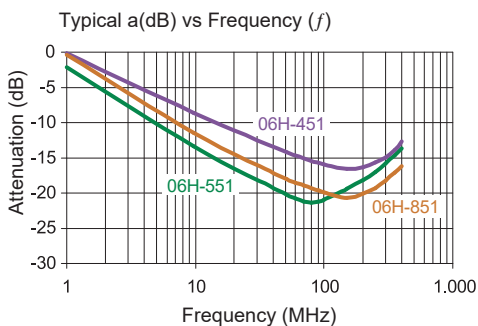
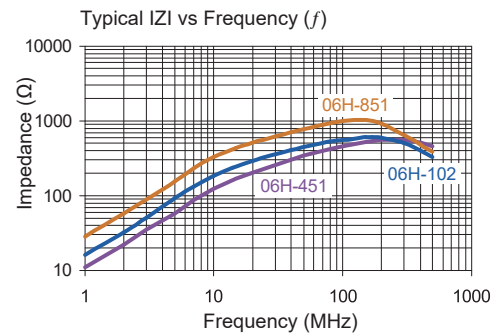
Wide Band Chokes and Beads

Part No	Impedance		Turns	Rated DC Current (A)	Fig.	SPQ: Loose / Box
	Z min( $\Omega$ )	fz (MHz)				
06H-351X-00	300	120	1½	1.0	3	600
06H-451X-00	350	250	1½	1.0	3	600
06H-551X-50	800	50	3	1.0	1	500
06H-651X-50	520	50	2	1.0	2	500
06H-751X-00	600	50	2½	1.0	4	600
06H-851X-00	700	180	2½	1.0	4	600
06H-881X-50	750	180	3	1.0	1	500
06H-901X-00	350	50	2 x 1½	1.0	5	400
06H-951X-00	700	180	2½	3.0	4	600
06H-102X-00	400	110	2 x 1½	1.0	5	400

**Core Material:** Ferrite

Revision date : 04 Aug 2014

**Remark:** All models are available with insulation tube (06 H/T)



• All dimensions in mm

# Mouser Electronics

Authorized Distributor

Click to View Pricing, Inventory, Delivery & Lifecycle Information:

Fastron:

[06H-102X-00](#) [06H-351X-00](#) [06H-451X-00](#) [06H-751X-00](#) [06H-851X-00](#) [06H-901X-00](#) [06H-551X-50](#) [06H-651X-50](#)  
[06H-881X-50](#) [06H-951X-00](#)