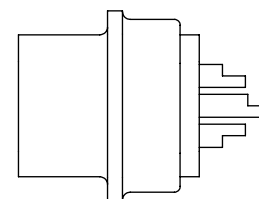
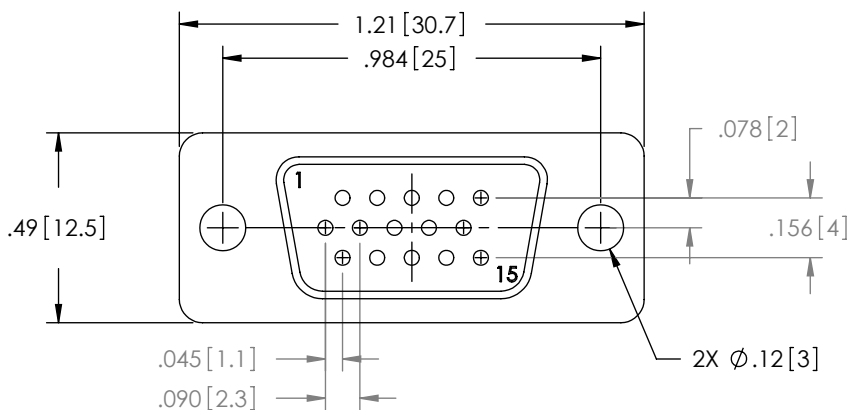
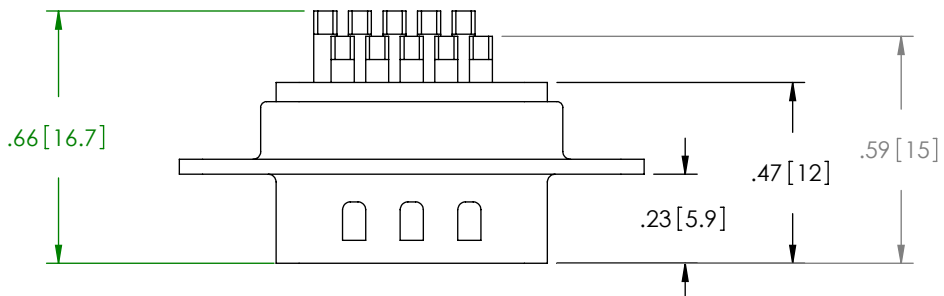


THE INFORMATION CONTAINED IN THIS DRAWING IS THE SOLE PROPERTY OF L-COM, INC. ANY REPRODUCTION IN PART OR WHOLE WITHOUT THE WRITTEN PERMISSION OF L-COM, INC. IS PROHIBITED.

RoHS Compliant ✓

REVISIONS			
REV	DESCRIPTION	DATE	APPROVED
E	ECN3680, ADDED PACKAGING TABLE & UPDATED FORMAT	2008.10.30	E. STAUBLE
E	ECN999999:REMOVED PACKAGE IN POLYBAG NOTE	11/10/08	D.GRIFFIN



NOTES:

MATERIAL:
 CONNECTOR SHELL: STEEL
 CONTACTS: BRASS
 CONNECTOR INSULATOR: THERMOPLASTIC, UL94V-0 RATED

FINISH:
 CONTACTS: GOLD FLASH IN CONTACT AREA OVER NICKEL
 FRONT SHELL: NICKEL PLATED OVER COPPER
 REAR SHELL: TIN PLATED OVER COPPER
 SOLDER CUPS: TIN PLATED OVER NICKEL

ELECTRICAL:
 CURRENT RATING: 1 AMP MAX
 DIELECTRIC WITHSTANDING: 500 Vac FOR 1 MINUTE
 INSULATION RESISTANCE: 1000 MΩ MIN @500 VDC
 CONTACT RESISTANCE: 30 mΩ MAX

MISCELLANEOUS:
 OPERATING TEMPERATURE RANGE: -55°C TO +105°C

CATALOG #	PACKAGING
SDH15P	1/BAG
SDH15P-TRAY	50/TRAY

UNLESS OTHERWISE SPECIFIED, DIMENSIONS ARE IN INCHES [mm] OVERALL CABLE LENGTH TOLERANCE: ≤12 [305] = +1 [25] / -0 >12 [305] ≤60 [1524] = +2 [51] / -0 >60 [1524] ≤120 [3048] = +4 [102] / -0 >120 [3048] ≤300 [7620] = +6 [152] / -0 >300 [7620] = +5% / -0% ALL OTHER DIMENSIONAL TOLERANCES: .X = .3 .XX = .15 PROJECTION 	APPROVALS DRAWN BY B.MAZEJKA CHECKED BY C.McCORMICK APPROVED BY D.PARHAM	DATE 11/10/2003 12/08/2003 12/08/2003	 45 BEECHWOOD DRIVE NORTH ANDOVER, MA 01845	
	CATEGORY DSUB		PRODUCT DESCRIPTION HDB15M SOLDER CUP CONNECTOR	
	CONFIGURATION DETAILS OF UNDIMENSIONED FEATURES MAY VARY	COLOR VARIATIONS MAY OCCUR	SIZE A	FSCM NO. 43321 DWG. NO. SDH15P
	REF	SCALE: NONE	CAD FILE: SDH15P.SLDDRW	REV. E SHEET 1 OF 1