





# NLV32T-1R0J-EF

Applications		Commercial Grade
Feature		Wire Wound
		No Directivity
		Ferrite Core
Series	NLV-EF Series / NLV32-EF Type	
Status	Production	



Size	
Length(L)	3.20mm +/-0.20mm
Width(W)	2.50mm +/-0.20mm
Thickness(T)	2.20mm +/-0.20mm
Recommended Land Pattern (A)	1.20mm Nom.
Recommended Land Pattern (B)	2.00mm Nom.
Recommended Land Pattern (C)	2.00mm Nom.

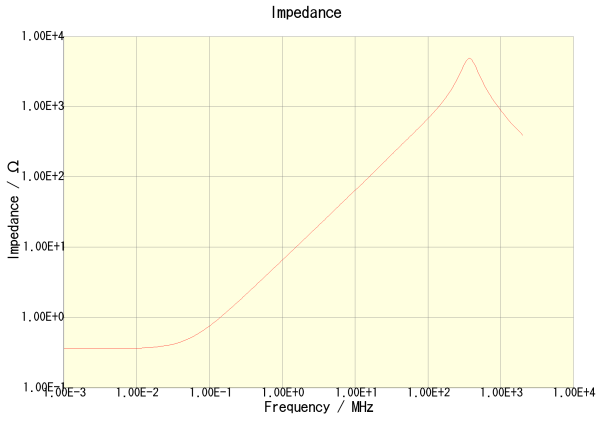
Electrical Characteristics	
Inductance	1uH +/-5% at 7.96MHz
Rated Current	400mA
Self-Resonant Frequency [Min.]	120MHz
Q [Min.]	30 at 7.96MHz
DC Resistance [Max.]	700mΩ

Other	
Operating Temp. Range (Including Self-Temp. Rise)	-40 to 105degC
Soldering Method	Flow, Reflow, Iron Soldering
AEC Q200	No
Packing	Blister (Plastic)Taping [180mm Reel]
Package Quantity	2000Pcs Min.
Weight	0.05g

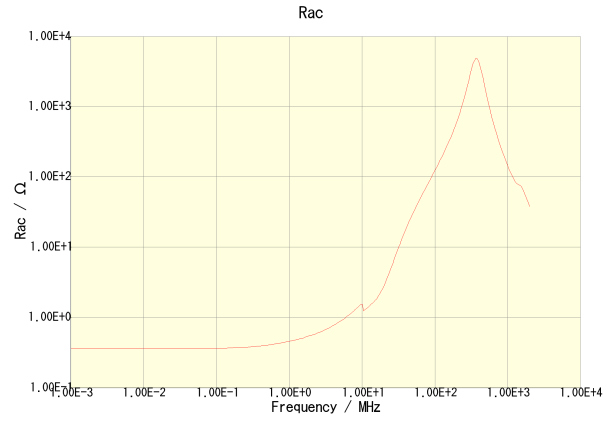
•This PDF document was created based on the data listed on the TDK Corporation website.  
 •All specifications are subject to change without notice.

# NLV32T-1R0J-EF

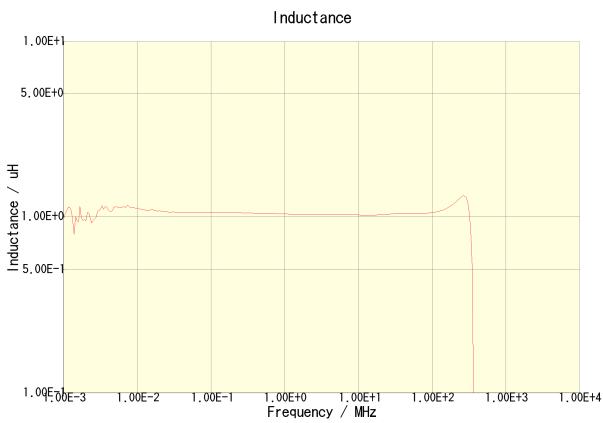
**Characteristic Graphs** (This is reference data, and does not guarantee the product's characteristics.)



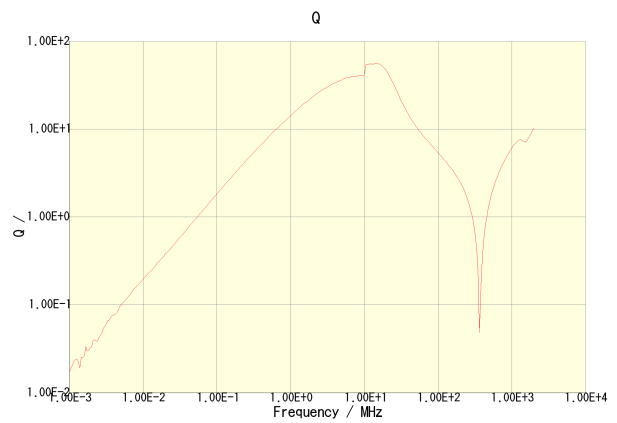
**NLV32T-1R0J-EF**



**NLV32T-1R0J-EF**



**NLV32T-1R0J-EF**

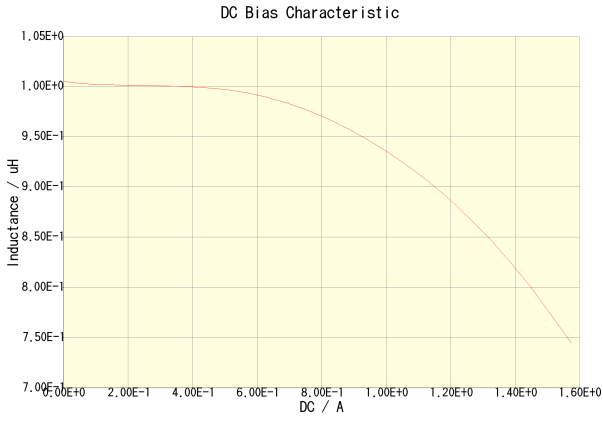


**NLV32T-1R0J-EF**

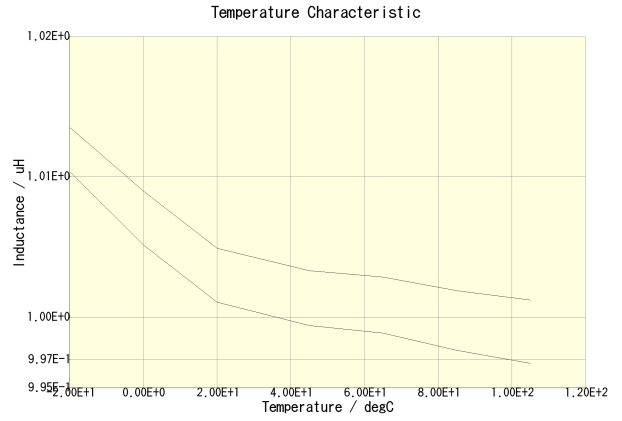
•This PDF document was created based on the data listed on the TDK Corporation website.  
 •All specifications are subject to change without notice.

# NLV32T-1R0J-EF

**Characteristic Graphs** (This is reference data, and does not guarantee the product's characteristics.)



**NLV32T-1R0J-EF(Amb. Temp. = 20degc)**



**NLV32T-1R0J-EF(DC = 0A)**

**NLV32T-1R0J-EF(DC = 0.2A)**

Temperature Rise by DC
no data available

•This PDF document was created based on the data listed on the TDK Corporation website.  
 •All specifications are subject to change without notice.