



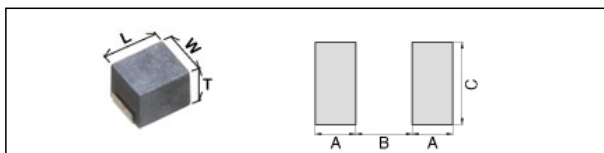


NLV25T-1R8J-EF

Applications	 Commercial Grade
Feature	 Wire Wound
	 No Directivity
	 Ferrite Core
Series	NLV-EF Series / NLV25-EF Type
Status	Production



Size	
Length(L)	2.50mm +/-0.20mm
Width(W)	2.00mm +/-0.10mm
Thickness(T)	1.80mm +/-0.10mm
Recommended Land Pattern (A)	1.00mm Nom.
Recommended Land Pattern (B)	1.50mm Nom.
Recommended Land Pattern (C)	1.50mm Nom.

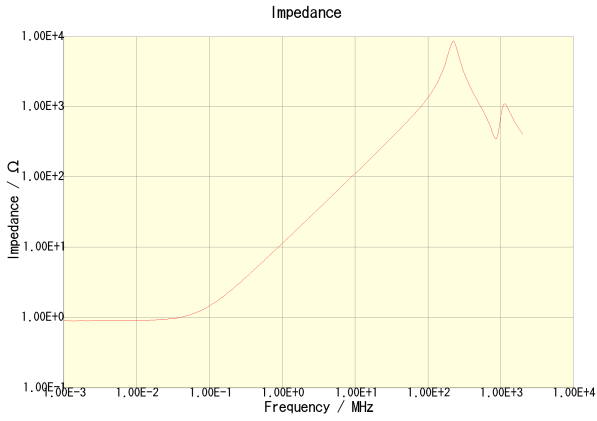
Electrical Characteristics	
Inductance	1.8uH +/-5% at 7.96MHz
Rated Current	210mA
Self-Resonant Frequency [Min.]	135MHz
Q [Min.]	30 at 7.96MHz
DC Resistance [Max.]	1.45Ω

Other	
Operating Temp. Range (Including Self-Temp. Rise)	-40 to 105degC
Soldering Method	Flow, Reflow, Iron Soldering
AEC Q200	No
Packing	Blister (Plastic)Taping [180mm Reel]
Package Quantity	2000Pcs Min.
Weight	0.025g

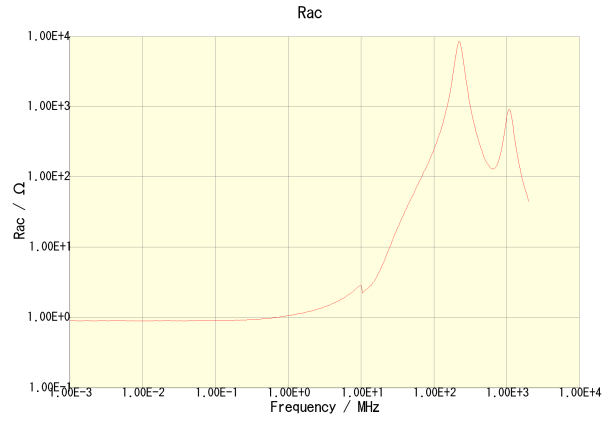
•This PDF document was created based on the data listed on the TDK Corporation website.
 •All specifications are subject to change without notice.

NLV25T-1R8J-EF

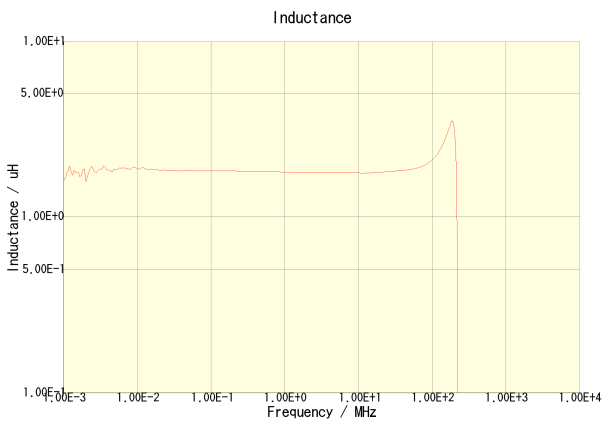
Characteristic Graphs (This is reference data, and does not guarantee the product's characteristics.)



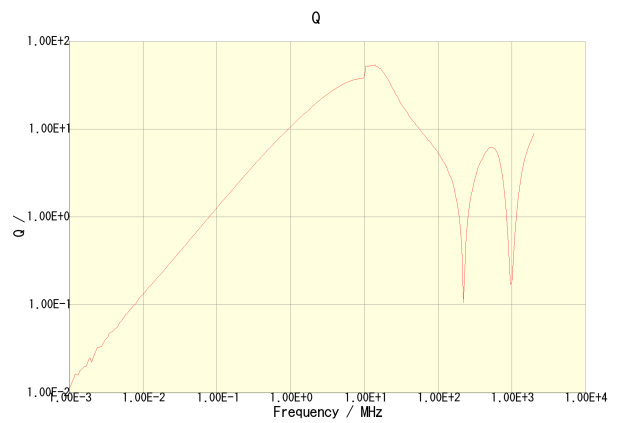
NLV25T-1R8J-EF



NLV25T-1R8J-EF



NLV25T-1R8J-EF



NLV25T-1R8J-EF

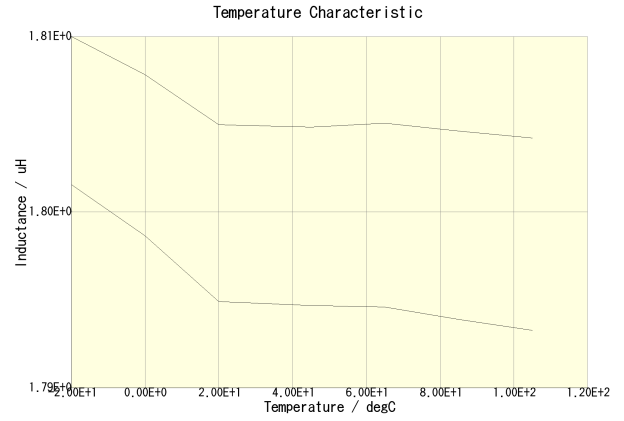
•This PDF document was created based on the data listed on the TDK Corporation website.
 •All specifications are subject to change without notice.

NLV25T-1R8J-EF

Characteristic Graphs (This is reference data, and does not guarantee the product's characteristics.)



NLV25T-1R8J-EF(Amb. Temp. = 20degc)



NLV25T-1R8J-EF(DC = 0A)

NLV25T-1R8J-EF(DC = 0.105A)

Temperature Rise by DC
no data available

•This PDF document was created based on the data listed on the TDK Corporation website.
 •All specifications are subject to change without notice.