




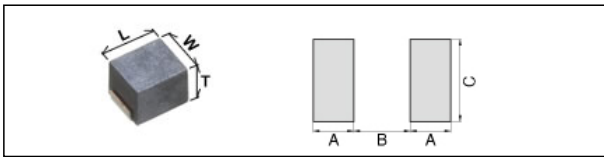


NLFV32T-471K-EF

Applications		Commercial Grade
Feature		Wire Wound
		Magnetic Shield
		No Directivity
		Ferrite Core
Series	NLFV-EF Series / NLFV32-EF Type	
Status	Production	



Size	
Length(L)	3.20mm +/-0.20mm
Width(W)	2.50mm +/-0.20mm
Thickness(T)	2.20mm +/-0.20mm
Recommended Land Pattern (A)	1.20mm Nom.
Recommended Land Pattern (B)	2.00mm Nom.
Recommended Land Pattern (C)	2.00mm Nom.

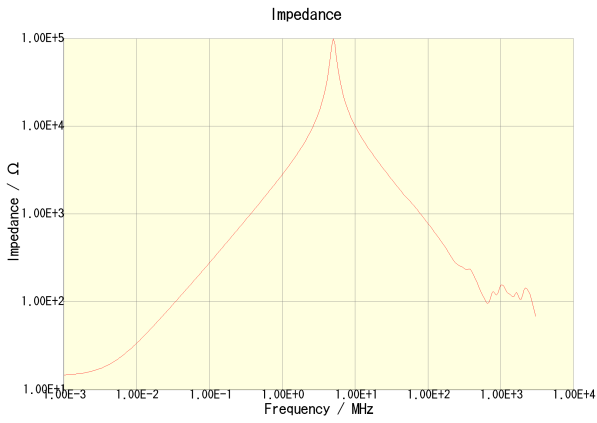
Electrical Characteristics	
Inductance	470uH +/-10% at 0.796MHz
Rated Current	30mA
DC Resistance [Nom.]	14.5Ω
DC Resistance [Max.]	17.4Ω

Other	
Operating Temp. Range (Including Self-Temp. Rise)	-40 to 105degC
Soldering Method	Flow, Reflow, Iron Soldering
AEC Q200	No
Packing	Blister (Plastic)Taping [180mm Reel]
Package Quantity	2000Pcs Min.
Weight	0.05g

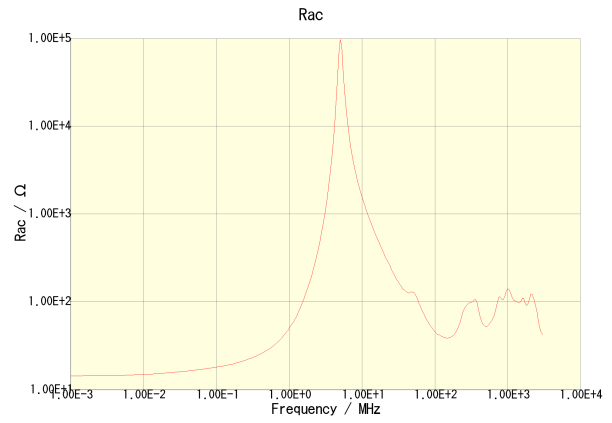
•This PDF document was created based on the data listed on the TDK Corporation website.
 •All specifications are subject to change without notice.

NLFV32T-471K-EF

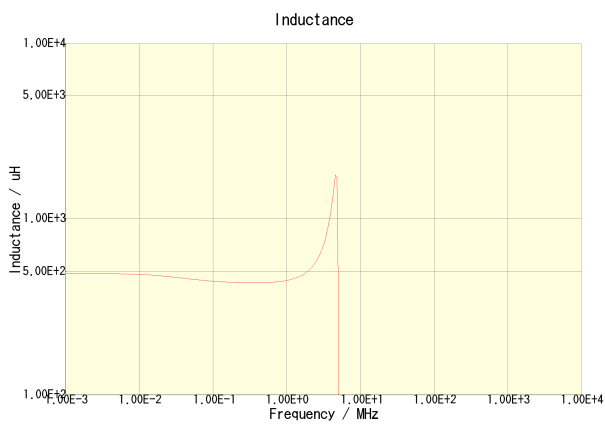
Characteristic Graphs (This is reference data, and does not guarantee the product's characteristics.)



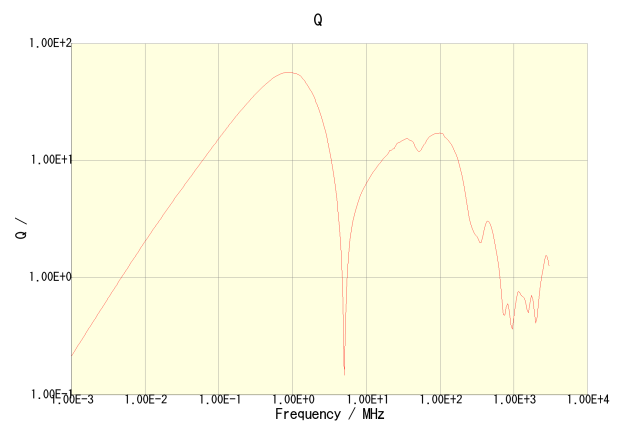
NLFV32T-471K-EF



NLFV32T-471K-EF



NLFV32T-471K-EF

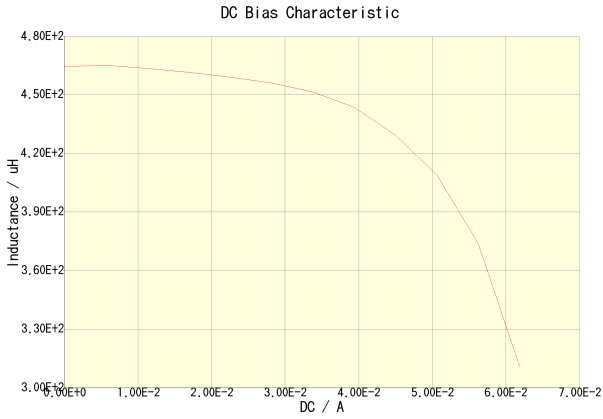


NLFV32T-471K-EF

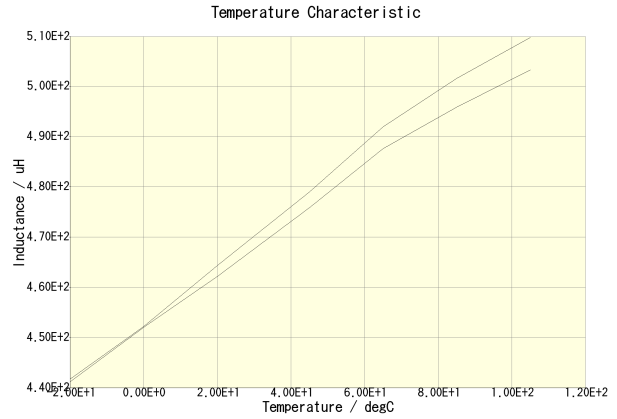
•This PDF document was created based on the data listed on the TDK Corporation website.
 •All specifications are subject to change without notice.

NLFV32T-471K-EF

Characteristic Graphs (This is reference data, and does not guarantee the product's characteristics.)

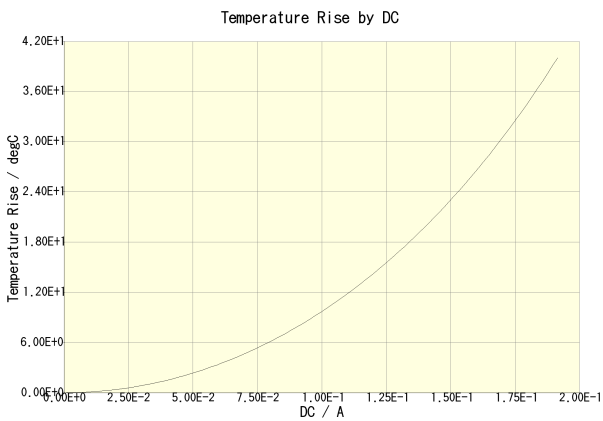


NLFV32T-471K-EF(Amb. Temp. = 20degc)



NLFV32T-471K-EF(DC = 0A)

NLFV32T-471K-EF(DC = 0.015A)



NLFV32T-471K-EF(Amb. Temp. = 20degc)

•This PDF document was created based on the data listed on the TDK Corporation website.
 •All specifications are subject to change without notice.