


| | |
|----------------------|--|
| Applications | Commercial Grade |
| Feature | No Directivity |
| | Wire Wound |
| | Ferrite Core |
| Series Type | NLCV32-PF |
| Status | Production (Not Recommended for New Design) |
| | Recommended Alternate Part No. : NLCV32T-330K-EF (Interchangeability is not guaranteed.) |
| Brand | TDK |



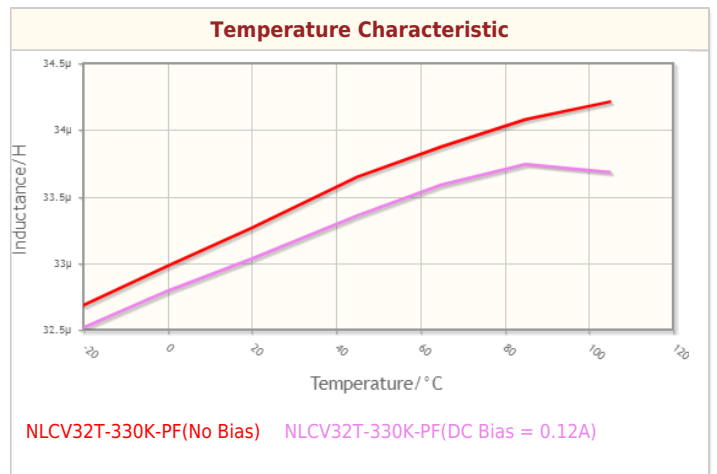
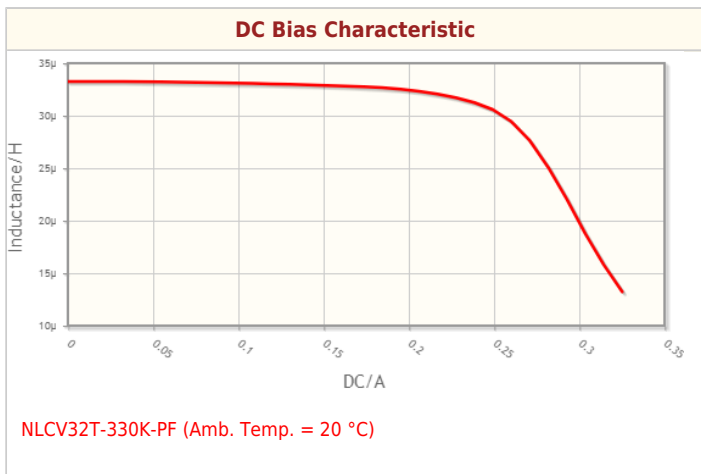
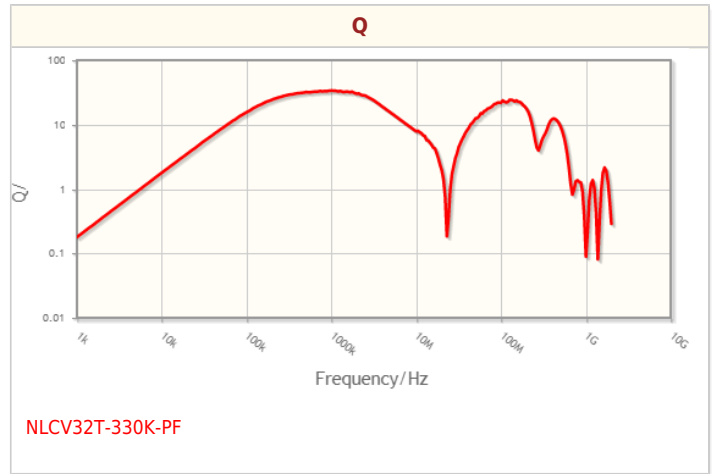
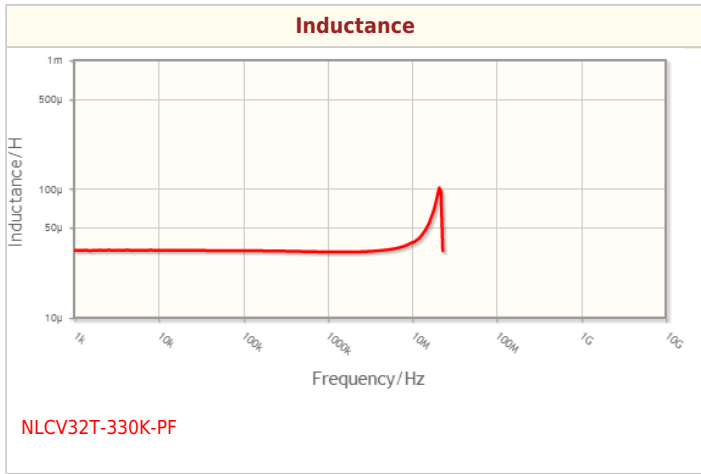
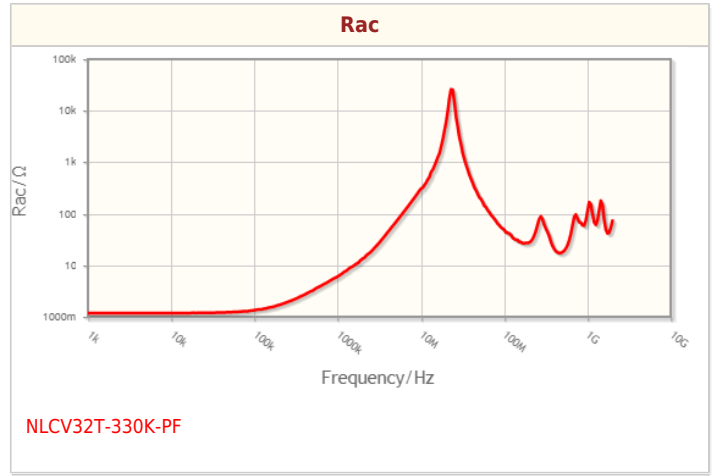
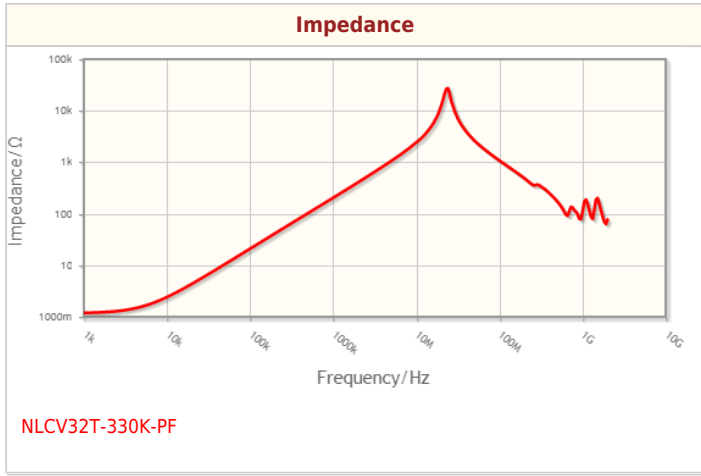
| Size | |
|------------------------------|----------------|
| Length(L) | 3.20mm ±0.20mm |
| Width(W) | 2.50mm ±0.20mm |
| Thickness Height | 2.20mm ±0.20mm |
| Recommended Land Pattern (A) | 1.20mm Nom. |
| Recommended Land Pattern (B) | 2.00mm Nom. |
| Recommended Land Pattern (C) | 2.00mm Nom. |

| Electrical Characteristics | |
|--------------------------------|----------------------|
| Inductance | 33µH ±10% at 2.52MHz |
| Rated Current | 240mA |
| DC Resistance [Typ.] | 1.1Ω |
| DC Resistance [Max.] | 1.43Ω |
| Self Resonant Frequency [Min.] | 17MHz |
| Self Resonant Frequency [Typ.] | |
| Q [Min.] | |
| Q [Typ.] | 15 at 2.52MHz |

| Other | |
|---|---------------------------------------|
| Operating Temp. Range (Including Self-Temp. Rise) | -40 to 105°C |
| Soldering Method | Wave (Flow) |
| | Reflow |
| | Iron Soldering |
| AEC-Q200 | NO |
| Packing | Embossed (Plastic)Taping [180mm Reel] |
| Package Quantity | 2000pcs |
| Weight | 0.05g |

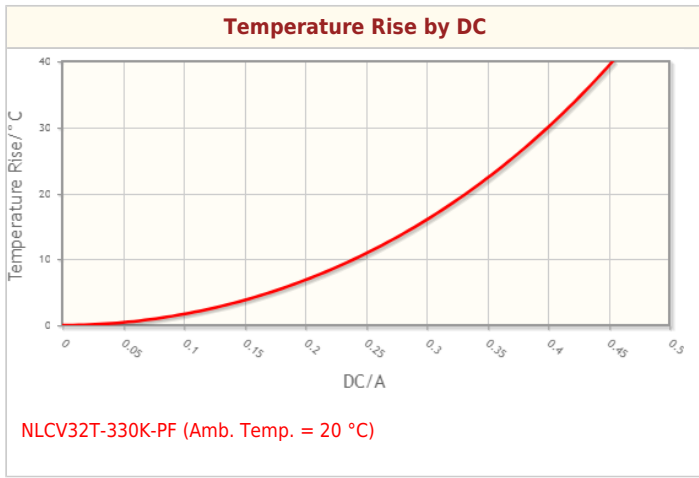
! Images are for reference only and show exemplary products.
! This PDF document was created based on the data listed on the TDK Corporation website.
! All specifications are subject to change without notice.

Characteristic Graphs(This is reference data, and does not guarantee the products characteristics.)



! Images are for reference only and show exemplary products.
! This PDF document was created based on the data listed on the TDK Corporation website.
! All specifications are subject to change without notice.

Characteristic Graphs(This is reference data, and does not guarantee the products characteristics.)



! Images are for reference only and show exemplary products.
! This PDF document was created based on the data listed on the TDK Corporation website.
! All specifications are subject to change without notice.

Associated Images

