



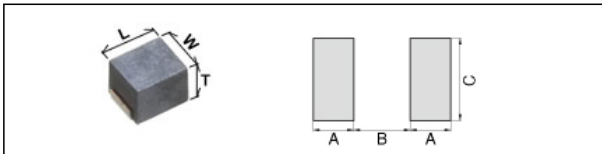


NLCV25T-4R7M-PF

Applications		Commercial Grade
Feature		Wire Wound
		No Directivity
		Ferrite Core
Series	NLCV-PF Series / NLCV25-PF Type	
Status	Production	



Size	
Length(L)	2.50mm +/-0.20mm
Width(W)	2.00mm +/-0.10mm
Thickness(T)	1.80mm +/-0.10mm
Recommended Land Pattern (A)	1.00mm Nom.
Recommended Land Pattern (B)	1.50mm Nom.
Recommended Land Pattern (C)	1.50mm Nom.

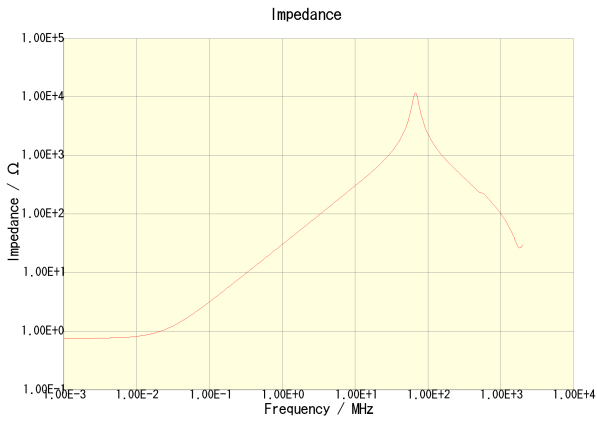
Electrical Characteristics	
Inductance	4.7uH +/-20% at 7.96MHz
Rated Current	285mA
Self-Resonant Frequency [Min.]	43MHz
Q [Typ.]	20 at 7.96MHz
DC Resistance [Nom.]	800mΩ
DC Resistance [Max.]	1.04Ω

Other	
Operating Temp. Range (Including Self-Temp. Rise)	-40 to 105degC
Soldering Method	Flow, Reflow, Iron Soldering
AEC Q200	No
Packing	Blister (Plastic)Taping [180mm Reel]
Package Quantity	2000Pcs Min.
Weight	0.025g

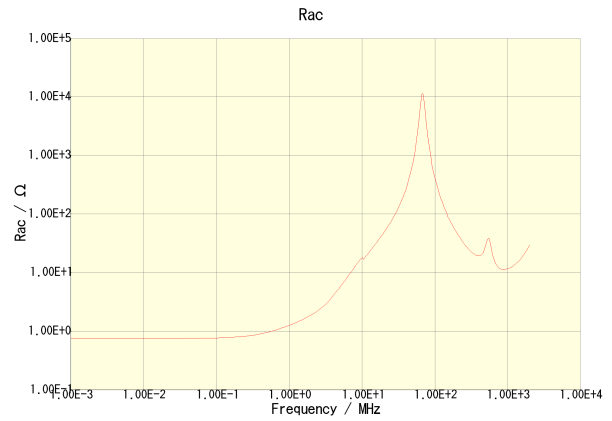
•This PDF document was created based on the data listed on the TDK Corporation website.
 •All specifications are subject to change without notice.

NLCV25T-4R7M-PF

Characteristic Graphs (This is reference data, and does not guarantee the product's characteristics.)



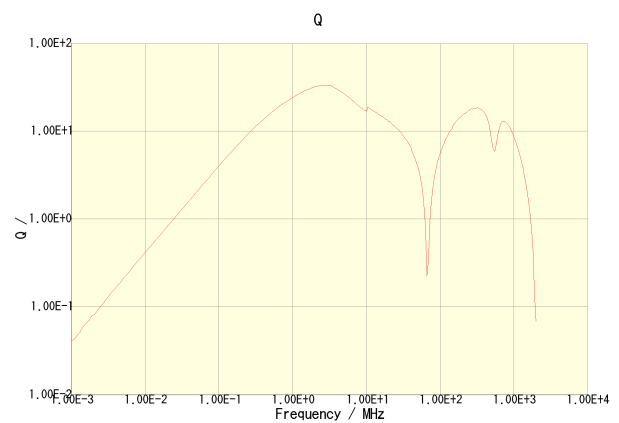
NLCV25T-4R7M-PF



NLCV25T-4R7M-PF



NLCV25T-4R7M-PF

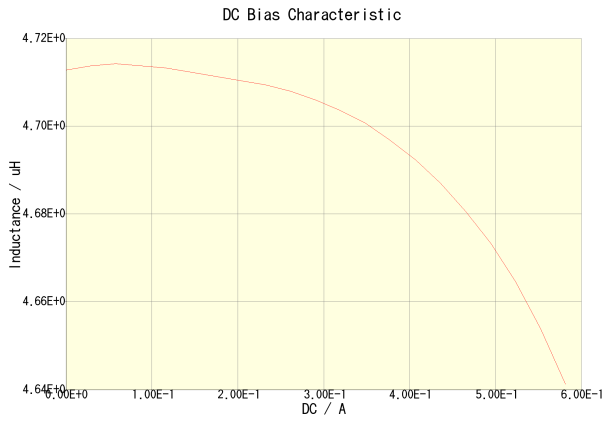


NLCV25T-4R7M-PF

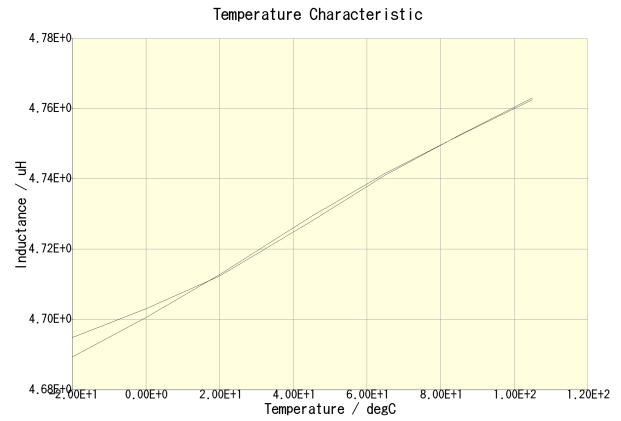
•This PDF document was created based on the data listed on the TDK Corporation website.
 •All specifications are subject to change without notice.

NLCV25T-4R7M-PF

Characteristic Graphs (This is reference data, and does not guarantee the product's characteristics.)

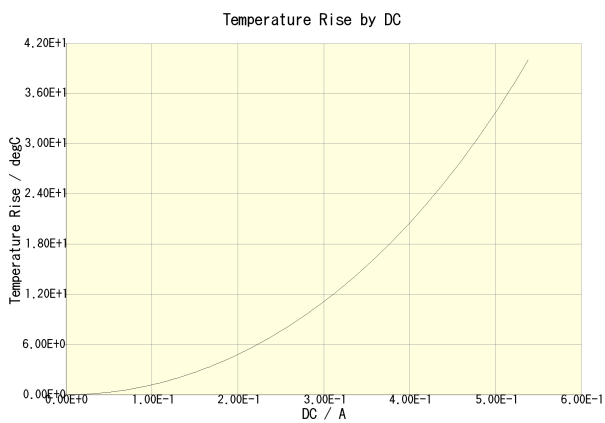


NLCV25T-4R7M-PF(Amb. Temp. = 20degC)



NLCV25T-4R7M-PF(DC = 0A)

NLCV25T-4R7M-PF(DC = 0.1425A)



NLCV25T-4R7M-PF(Amb. Temp. = 20degC)

•This PDF document was created based on the data listed on the TDK Corporation website.
 •All specifications are subject to change without notice.