

T4140L12031-000 ✓ ACTIVE




M12 Connector

TE Internal #: T4140L12031-000

Standard Circular Connectors, Wire-to-Panel, 3 Position, Sealable, Printed Circuit Board, Power, Panel Mount, Nickel, Brass, M12 Connector

[View on TE.com >](#)

Connectors > Circular Connectors > Standard Circular Connectors > M12 Panel Mount PCB



Connector System: **Wire-to-Panel**

Number of Positions: **3**

Sealable: **Yes**

Connector & Contact Terminates To: **Printed Circuit Board**

Contact Current Rating (Max): **16 A**

[All M12 Panel Mount PCB \(111\)](#)

Features

Product Type Features

Prewired	No
Product Type	Connector Assembly
Accessory Color	Black
Assembly Type	Electrical Connector
Connector System	Wire-to-Panel
Sealable	Yes
Connector & Contact Terminates To	Printed Circuit Board
Circular Connector Type	Plug
Shell Type	Metal

Configuration Features

Factory Installed Backshell	No
Number of Positions	3
Number of Power Positions	2



Number of Signal Positions	0
----------------------------	---

Body Features

Peripheral Seal Material	Silicone
Positive Stop Ferrule	Without
Environmental Protection	IP67
Weight	13.5 g[.0532 lb]
O-Ring Material	Silicone
Environmental Protection Type	Sealed
Entry Style	Rear Insertion
Fluid Type	None
Shell Plating Material	Nickel
Shell Base Material	Brass
Circular Connector Insulation Material Type	LCP (Liquid Crystal Polymer)

Contact Features

Contact Quantity (Size 16)	3
Contact Current Rating (Max)	16 A
Circular Connector Contact Type	Pin

Termination Features

Termination Method to Wire & Cable	Solder
------------------------------------	--------

Mechanical Attachment

Mating Alignment	Without
Panel Mount Feature Type	Square Flange
Connector Mounting Type	Panel Mount

Housing Features

Circular Connector Shell Size	18
-------------------------------	----

Dimensions

Panel Thickness	1.5 – 3.2 mm[.071 – .126 in]
-----------------	------------------------------

Usage Conditions

Fluid Resistance	None
IP Dust Sealing Level	6
IP Water Sealing Level	IP67
Operating Temperature Range	-40 – 85 °C[-40 – 185 °F]



Operation/Application

Durability Rating	100 Cycles
Circuit Application	Power
Shielded	No

Industry Standards

UL Flammability Rating	UL 94 V-0
Approved Standards	UL Recognized

Packaging Features

Packaging Quantity	1
--------------------	---

Other

Field Serviceable	Yes
-------------------	-----

Product Compliance

[For compliance documentation, visit the product page on TE.com>](#)

EU RoHS Directive 2011/65/EU	Compliant with Exemptions
EU ELV Directive 2000/53/EC	Compliant with Exemptions
China RoHS 2 Directive MIIT Order No 32, 2016	Restricted Materials Above Threshold
EU REACH Regulation (EC) No. 1907/2006	Current ECHA Candidate List: JAN 2023 (233) Candidate List Declared Against: JAN 2023 (233) SVHC > Threshold: Pb (1.9% in Component Part) Article Safe Usage Statements: Do not eat, drink or smoke when using this product. Wash thoroughly after handling. Recycle if possible and dispose of the article by following all applicable governmental regulations relevant to your geographic location.
Halogen Content	Low Halogen - Br, Cl, F, I < 900 ppm per homogenous material. Also BFR/CFR/PVC Free
Solder Process Capability	Not reviewed for solder process capability

Product Compliance Disclaimer


This information is provided based on reasonable inquiry of our suppliers and represents our current actual knowledge based on the information they provided. This information is subject to change. The part numbers that TE has identified as EU RoHS compliant have a maximum concentration of 0.1% by weight in homogenous materials for lead, hexavalent chromium, mercury, PBB, PBDE, DBP, BBP, DEHP, DIBP, and 0.01% for cadmium, or qualify for an exemption to these limits as defined in the Annexes of Directive 2011/65/EU (RoHS2). Finished electrical and electronic equipment products will be CE marked as required by Directive 2011/65/EU. Components may not be CE marked. Additionally, the part numbers that TE has identified as EU ELV compliant have a maximum concentration of 0.1% by weight in homogenous materials for lead, hexavalent chromium, and mercury, and 0.01% for cadmium, or qualify for an exemption to these limits as defined in the Annexes of Directive 2000/53/EC (ELV). Regarding the REACH Regulation, the information TE provides

on SVHC in articles for this part number is based on the latest European Chemicals Agency (ECHA) 'Guidance on requirements for substances in articles' posted at this URL: <https://echa.europa.eu/guidance-documents/guidance-on-reach>

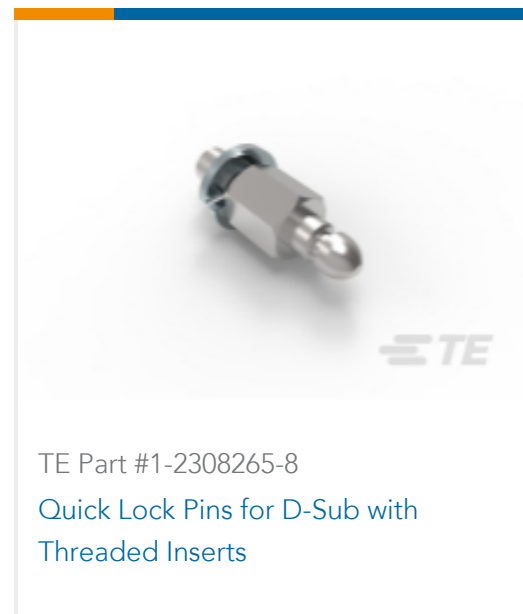
Compatible Parts



Also in the Series | M12 Connector



Customers Also Bought



Documents

Product Drawings



M12,REAR MOUNT,MALE,L,2P+PE,SOLDER PCB

English

CAD Files

Customer View Model

[ENG_CVM_CVM_T4140L12031-000_B.3d_igs.zip](#)

English

Customer View Model

[ENG_CVM_CVM_T4140L12031-000_B.3d_stp.zip](#)

English

Customer View Model

[ENG_CVM_CVM_T4140L12031-000_B.2d_dxf.zip](#)

English

3D PDF

3D

By downloading the CAD file I accept and agree to the [Terms and Conditions](#) of use.

Datasheets & Catalog Pages

[M8 / M12 Connector System Catalog](#)

English

[M8 / M12 Connector System Catalog](#)

Japanese

[M12 POWER L-CODE PANEL MOUNT PCB CONNECTORS](#)

English

Product Specifications

[M12 connection application specification](#)

English

Product Environmental Compliance

[Product Compliance](#)

English

[Product Compliance](#)

English

Agency Approvals

[UL](#)

English
