



Laird's unique patented Phantom<sup>®</sup> multi band cellular antenna operates simultaneously on seven bands and is a tough antenna for outdoor or indoor applications. The revolutionary design measures only 2.3 inches. The patented field Phantom<sup>®</sup> technology ensures uninterrupted voice and data transmissions in urban canyons and rural drop-off areas.

The industry standard NMO mounting socket mates with all Laird's magnetic, trunk lid, and hole mounts. A threaded permanent stud mount model is also available for vandal resistant mounting on brackets, panels, ceilings or any other kind of housing.

### FEATURES AND BENEFITS

- Operates simultaneously on seven frequency bands: AMPS, GSM, GPS, DCS, PCS, UMTS, and ISM
- Patented Phantom<sup>®</sup> technology ensures uninterrupted voice and data transmissions in urban canyons and rural drop off areas
- U.S. Patent Nos. 5,977,931 – 6,292,156; other patents pending

ELECTRICAL SPECIFICATIONS	AMPS	GSM	GPS	DCS	PCS	UMTS	ISM
Frequency Range MHz (MHz)	806-896	890-960	1575.42	1710-1880	1850-1990	1900-2170	2400-2500
Peak Gain (dBi)	5.9	5.8	5.1	4.2	4.2	4.4	3.0
VSWR* , Max	2:1						2:1
Polarization	Vertical						
Nominal Impedance (Ohms)	50						
Input Power (W)	100						

\*Antenna measured on a 0.61m x 0.61m (2 ft. x 2 ft.) ground plane

MECHANICAL SPECIFICATIONS	
Dimensions – width x height cm (in.)	3.66 x 5.84 (1.44 x 2.30) NMO, 3.66 x 8.00 (1.44 x 3.15) P-mount
Weight – kg (lbs.)	0.068 (0.15) NMO, 0.11 (0.25) P-mount
Radome Material	SABIC Lexan

ENVIRONMENTAL SPECIFICATIONS	
Operating Environment (Indoor or Outdoor)	Indoor and Outdoor
Operating Temperature – °C (°F)	-30 to +70°C (-22 to +158°F)
Storage Temperature – °C (°F)	-40 to +85°C (-40 to +185°F)
Material Substance Compliance	RoHS
Ingress Protection Rating	IP67

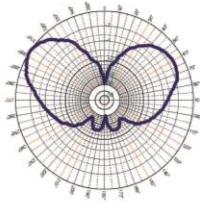
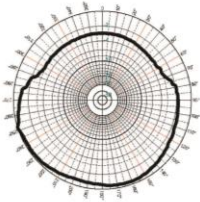
### CONFIGURATION

MODEL	DESCRIPTION	MOUNT	COLOR	HEIGHT	WEIGHT	CONNECTOR
TRAB806/17103	Multi-Band Phantom <sup>®</sup>	NMO	Black	5.84 cm (2.30 in.)	0.07 kg (0.15 lbs)	NMO
TRAB806/17103P	Multi-Band Phantom <sup>®</sup>	Permanent	Black	8.0 cm (3.15 in.)	0.11 kg (0.25 lbs)	N Female
TRA806/17103	Multi-Band Phantom <sup>®</sup>	NMO	White	5.84 cm (2.30 in.)	0.07 kg (0.15 lbs)	NMO
TRA806/17103P	Multi-Band Phantom <sup>®</sup>	Permanent	White	8.0 cm (3.15 in.)	0.11 kg (0.25 lbs)	N Female
TRADCA	Drop ceiling antenna adaptor for P-mount Phantom					
TRADCAGP	Drop ceiling antenna adaptor for P-mount Phantom with 6 in. x 6 in. x .016 in. ground plane					

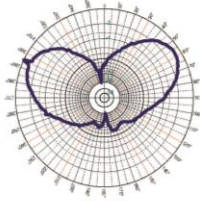
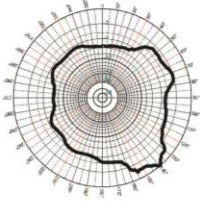
ANTENNA PATTERNS

Azimuthal (X, Y or E-Plane)

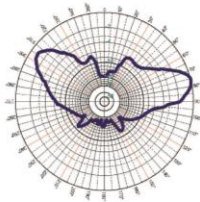
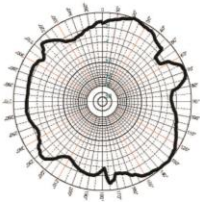
Elevation (Y, Z or H-Plane)



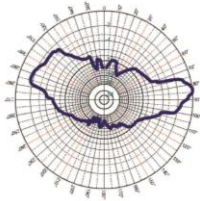
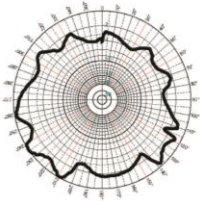
AMPS / GSM900  
880-960 MHz  
Test Freq = 920 MHz  
Peak Gain: 5.8 dBi



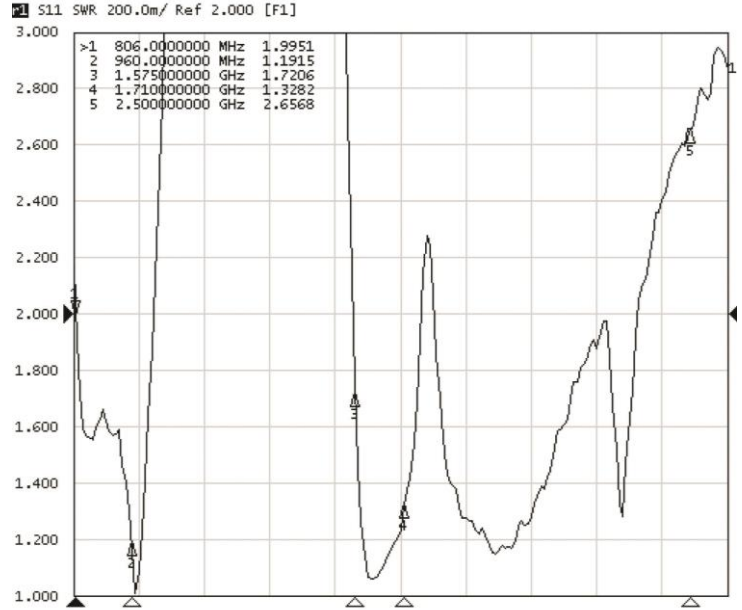
GSM1800  
1710-1880 MHz  
Test Freq = 1795 MHz  
Peak Gain: 4.2 dBi



UMTS  
1900-2170 MHz  
Test Freq = 2035 MHz  
Peak Gain: 4.4 dBi



ISM / BT / Wifi  
2400-2500 MHz  
Test Freq = 2450 MHz  
Peak Gain: 3.0 dBi



TRA(B)806/17103(P) Typical VSWR sweeps  
Cell / GSM900 Frequency Range 806-960 MHz (VSWR <2:1)  
Marker 1: 1.9951 to 1 @ 806 MHz  
Marker 2: 1.1915 to 1 @ 960 MHz

GPS Frequency 1575 MHz (VSWR <2:1)  
Marker 3: 1.7206 to 1 @ 1575 MHz

DCS / GSM1800 / UMTS / WiFi Frequency Range 1710-2500 MHz (VSWR <2:1)  
Marker 4: 1.3282 to 1 @ 1710 MHz  
Marker 5: 2.6568 to 1 @ 2500 MHz

6/30/2006



Laird warrants to the original end user customer of its products that its products are free from defects in material and workmanship. Subject to conditions and limitations Laird will, at its option, either repair or replace any part of its products that prove defective because of improper workmanship or materials. This limited warranty is in force for the useful lifetime of the original end product into which the Laird product is installed. Useful lifetime of the original end product may vary but is not to exceed five (5) years from the original date of the end product purchase.

Any information furnished by Laird Inc. and its agents is believed to be accurate and reliable. All specifications are subject to change without notice. Responsibility for the use and application of Laird materials rests with the end user, since Laird and its agents cannot be aware of all potential uses. Laird makes no warranties as to the fitness, merchantability or suitability of any Laird materials or products for any specific or general uses. Laird shall not be liable for incidental or consequential damages of any kind. All Laird products are sold pursuant to the Laird Terms and Conditions of sale in effect from time to time, a copy of which will be furnished upon request.

© Copyright 2019 Laird Inc. All Rights Reserved. Laird, Laird Technologies, the Laird Logo, and other marks are trademarks or registered trademarks of Laird Inc. or an affiliate company thereof. Other product or service names may be the property of third parties. Nothing herein provides a license under any Laird or any third party intellectual property rights.



sales@lairdconnect.com  
support@lairdconnect.com  
www.lairdconnect.com

# Mouser Electronics

Authorized Distributor

Click to View Pricing, Inventory, Delivery & Lifecycle Information:

[TE Connectivity:](#)

[TRADCA](#) [TRAB806/17103P](#) [TRAB806/17103](#) [TRA806/17103P](#) [TRA806/17103](#) [TRADCAGP](#)