


Precision SMD Bulk Metal® Foil Resistor (Wraparound)



RoHS
COMPLIANT

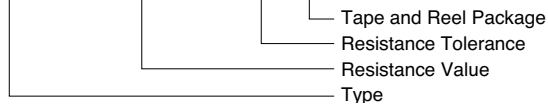
FEATURES

- High precision and stable Bulk Metal® Foil resistor with 0603, 0805 and 1206 package
- TCR: 0 ± 2 ppm/°C, 0 ± 5 ppm/°C
- Resistance tolerance: up to $\pm 0.01\%$
- Load-life stability: $\pm 0.005\%$ (typical, 70°C, 2000 hrs., rated power)
- No standard resistance value (example: 1K234Ω)
- MOQ: 100 pieces

COMPOSITION OF TYPE NUMBER

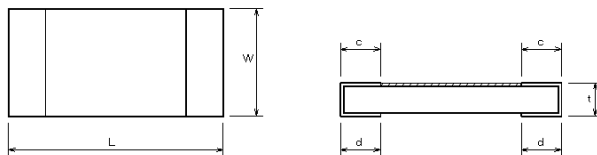
Example:

RWC 10K00 Q L



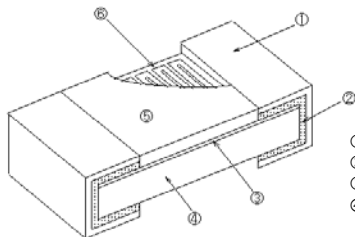
Resistance value is expressed by 4 numbers and 1 alphabet. R or K is a dual-purpose letter that designates both the value range (R for ohmic, K for kilohm) and the location of decimal point.

CONFIGURATION—DIMENSIONS IN inches (mm)



Type	RWA	RWB	RWC
$L \pm 0.008$ (0.2)	0.063 (1.6)	0.079 (2.0)	0.126 (3.2)
$W \pm 0.008$ (0.2)	0.031 (0.8)	0.049 (1.25)	0.063 (1.6)
$t \pm 0.004$ (0.1)	0.020 (0.5)	0.020 (0.5)	0.020 (0.5)
$c \pm 0.010$ (0.25)	0.012 (0.3)	0.016 (0.4)	0.020 (0.5)
$d \pm 0.010$ (0.25)	0.012 (0.3)	0.016 (0.4)	0.020 (0.5)

CONSTRUCTION

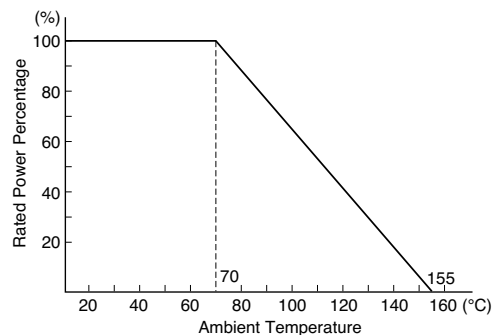


- ① External terminal (Sn)
- ② Internal terminal (Cu+Ni)
- ③ Bonding layer (polyimide)
- ④ Ceramic substrate (high-purity alumina)
- ⑤ Solder resist
- ⑥ Bulk Metal Foil

TCR, RESISTANCE RANGE, TOLERANCE, RATED POWER

Type	TCR -25°C to +125°C (ppm/°C)	Resistance Range (Ω)	Resistance Tolerance (%)	Rated Power at 70°C (W)
RWA	0±5	100 to 1k	±0.1(B)	0.1
		1k to 5k	±0.05(A)	
RWB	0±10	10 to 30	±0.5(D)	0.2
	0±5	30 to 100	±0.1(B)	
	0±2	100 to 1k 1k to 10k	±0.05(A), ±0.1(B) ±0.02(Q), ±0.05(A)	
RWC	0±10	5 to 30	±0.5(D)	0.3
	0±5	30 to 100	±0.1(B)	
	0±2	100 to 1k 1k to 30k	±0.02(Q), ±0.05(A), ±0.1(B) ±0.01(T), ±0.02(Q), ±0.05(A)	

POWER DERATING CURVE



PERFORMANCE			
PARAMETERS	TEST CONDITION	SPECIFICATION	
		MIL-PRF-55342	ALPHA Typical
Max. Rated Operating Temperature		70°C	
Working Temperature Range		-65°C to +155°C	
Maximum Working Voltage		RWA=22V, RWB=45V, RWC=95V	
Thermal Shock	-65°C/30 min. ↔ +150°C/30 min. 100 cycles	±0.1%	±0.01%
Overloading	Rated Voltage x 2.5, 5 sec.	±0.1%	±0.01%
Low Temperature Storage	-65°C, No Load, 24 hrs. → Rated Power, 45 min.	±0.1%	±0.01%
Resistance to Soldering Heat	+260°C, 10 sec.	±0.2%	±0.01%
Moisture Resistance	+65°C to -10°C, 90% RH to 98% RH, Rated Voltage, 10 cycles (240 hrs.)	±0.2%	±0.02%
Life	70°C, Rated Power, 1.5 hrs. ON, 0.5 hrs. OFF, 2,000 hrs.	±0.5%	±0.005%
High Temperature Exposure	155°C, No Load, 100 hrs.	±0.1%	±0.02%

TAPE AND REEL PACKAGE (BASED ON EIA-481-1) [DIMENSIONS IN inches (mm)]

Tape Dimensions										Reel Dimensions						
Type	A	B	C	D	E	F	G	H	J	A	N	B	C	D	W1	W2
	±0.004 (0.1)	±0.004 (0.1)	±0.008 (0.2)	±0.002 (0.05)	±0.004 (0.1)	±0.004 (0.1)	±0.002 (0.05)	±0.004 (0.1)	±0.022 (0.55)	0/-0.059 (0/-1.5)	+0.039/0 (+1/0)	±0.008 (0.2)	±0.031 (0.8)	±0.020 (0.5)	+0.039/0 (+1/0)	±0.039 (1.0)
RWA	0.039 (1.0)	0.071 (1.8)	0.315 (8.0)	0.138 (3.5)	0.069 (1.75)	0.157 (4.0)	0.079 (2.0)	0.157 (4.0)	Dia. 0.061 (1.55)	Dia. 7.087 (180)	Dia. 2.362 (60)	Dia. 0.512 (13)	Dia. 0.827 (21)	0.079 (2)	0.354 (9)	0.512 (13)
RWB	0.057 (1.45)	0.089 (2.25)	0.315 (8.0)	0.138 (3.5)	0.069 (1.75)	0.157 (4.0)	0.079 (2.0)	0.157 (4.0)	Dia. 0.061 (1.55)	Reel Capacity RWA, RWB, RWC: 5,000 pieces/reel (Available at 100 pieces, 500 pieces and 1,000 pieces)						
RWC	0.075 (1.9)	0.138 (3.5)	0.315 (8.0)	0.138 (3.5)	0.069 (1.75)	0.157 (4.0)	0.079 (2.0)	0.157 (4.0)	Dia. 0.061 (1.55)							

PRECAUTION IN USING FACE-BONDED CHIP RESISTORS

1. Storage

Storage conditions or environment may adversely affect solderability of the exterior terminals. Do not store in high temperature and humidity. The recommended storage environment is lower than 40°C, has less than 70% RH humidity and is free from harmful gases such as sulphur and chlorine.

2. Caution in Soldering

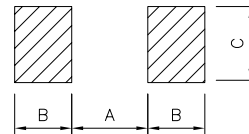
- ① IR and vapor phase reflow are recommended.
- ② Vacuum pick up is recommended for handling.
- ③ If the use of a soldering iron becomes necessary, precautionary measures should be taken to avoid any possible damage / overheating.

3. Cleaning

Avoid the use of cleaning agents which could attack epoxy resins, which form part of the resistor construction.

4. Recommended Land Pattern

The dimensions of solder land must be determined in conformity with the size of resistors and with the soldering method. They are also subject to the mounting machine and the material of the substrate.



Type	A	B	C
RWA	0.031 (0.8)	0.035 (0.9)	0.039 (1.0)
RWB	0.031 (0.8)	0.047 (1.2)	0.055 (1.4)
RWC	0.063 (1.6)	0.059 (1.5)	0.071 (1.8)



Disclaimer

ALL PRODUCTS, PRODUCT SPECIFICATIONS AND DATA ARE SUBJECT TO CHANGE WITHOUT NOTICE.

Vishay Precision Group, Inc., its affiliates, agents, and employees, and all persons acting on its or their behalf (collectively, "VPG"), disclaim any and all liability for any errors, inaccuracies or incompleteness contained herein or in any other disclosure relating to any product.

The product specifications do not expand or otherwise modify VPG's terms and conditions of purchase, including but not limited to, the warranty expressed therein.

VPG makes no warranty, representation or guarantee other than as set forth in the terms and conditions of purchase. **To the maximum extent permitted by applicable law, VPG disclaims (i) any and all liability arising out of the application or use of any product, (ii) any and all liability, including without limitation special, consequential or incidental damages, and (iii) any and all implied warranties, including warranties of fitness for particular purpose, non-infringement and merchantability.**

Information provided in datasheets and/or specifications may vary from actual results in different applications and performance may vary over time. Statements regarding the suitability of products for certain types of applications are based on VPG's knowledge of typical requirements that are often placed on VPG products. It is the customer's responsibility to validate that a particular product with the properties described in the product specification is suitable for use in a particular application. You should ensure you have the current version of the relevant information by contacting VPG prior to performing installation or use of the product, such as on our website at vpgsensors.com.

No license, express, implied, or otherwise, to any intellectual property rights is granted by this document, or by any conduct of VPG.

The products shown herein are not designed for use in life-saving or life-sustaining applications unless otherwise expressly indicated. Customers using or selling VPG products not expressly indicated for use in such applications do so entirely at their own risk and agree to fully indemnify VPG for any damages arising or resulting from such use or sale. Please contact authorized VPG personnel to obtain written terms and conditions regarding products designed for such applications.

Product names and markings noted herein may be trademarks of their respective owners.

Copyright Vishay Precision Group, Inc., 2014. All rights reserved.

Mouser Electronics

Authorized Distributor

Click to View Pricing, Inventory, Delivery & Lifecycle Information:

Vishay Precision Group:

[RWB10K00AL](#) [RWC250R0AL](#) [PSBW1R000B](#) [PSBWR0010B](#) [PSBWR0010D](#) [PSBWR0010F](#) [PSBWR0020F](#)
[RWB10R00DL](#) [RWB2K000AL](#) [RWC5R000DL](#) [RWC639R2B](#) [RWC639R2BL](#) [RWC700R0AL](#) [RWC8K000AL](#)
[RWA2K000AL](#) [RWC319R6BL](#) [RWC350R0AL](#) [RWC500R0AL](#) [RWC5K000Q](#) [RWC5K000QL](#) [RWC5R000D](#)
[RWC30R00B](#) [RWC30R00BL](#) [RWC30R00DL](#) [RWC319R6A](#) [RWC319R6AL](#) [RWC319R6B](#) [RWC250R0A](#)
[RWC25K00AL](#) [RWC2K000AL](#) [RWC30K00AL](#) [RWC30K00Q](#) [RWC30K00QL](#) [RWC1K000Q](#) [RWC1K000QL](#)
[RWC200R0A](#) [RWC200R0AL](#) [RWC24K00Q](#) [RWC24K00QL](#) [RWC150R00BL](#) [RWC150R0Q](#) [RWC150R0QL](#)
[RWC1K000AL](#) [RWC1K000B](#) [RWC1K000BL](#) [RWC10K00AL](#) [RWC10K00Q](#) [RWC10K00QL](#) [RWC120R0AL](#)
[RWC12K00A](#) [RWC12K00AL](#) [RWB5K000AL](#) [RWC100R00B](#) [RWC100R00BL](#) [RWC100R00QL](#) [RWC100R0AL](#)
[RWC10K00A](#) [RWB1K420BL](#) [RWB249R0BL](#) [RWB2K500AL](#) [RWB30R00B](#) [RWB33R00BL](#) [RWB412R0BL](#)
[RWB10R00D](#) [RWB1K000BL](#) [RWB1K061AL](#) [RWB1K101AL](#) [RWB1K151AL](#) [RWB1K300AL](#) [PSBXR0200B](#)
[PSBXR0250D](#) [PSBXR1000B](#) [PSBXR2000B](#) [PSBXR2200B](#) [PSBXR5000B](#) [PSBWR0050B](#) [PSBWR1000F](#)
[PSBX1R000B](#) [PSBXR0050B](#) [PSBXR0050F](#) [PSBXR0100B](#)