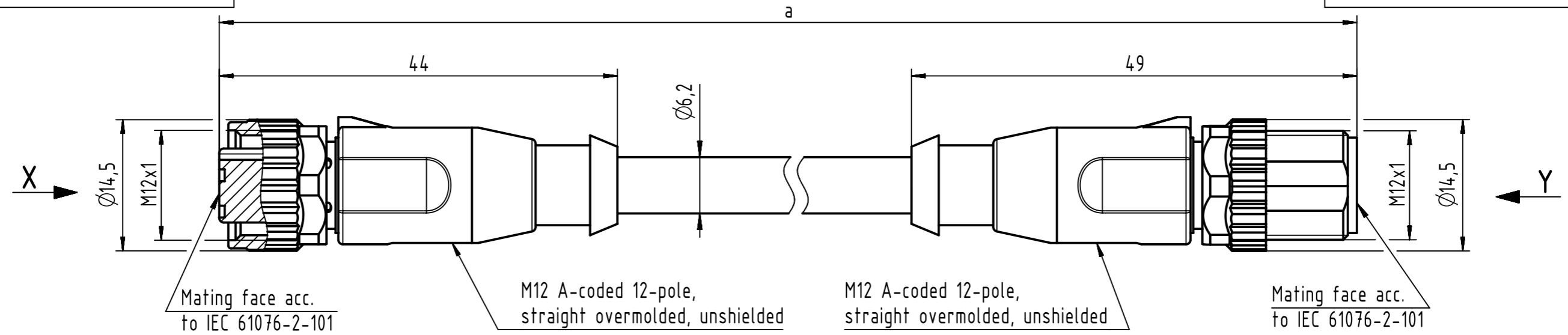


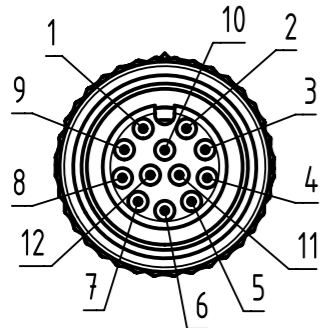
Connector Location A

Connector Location B



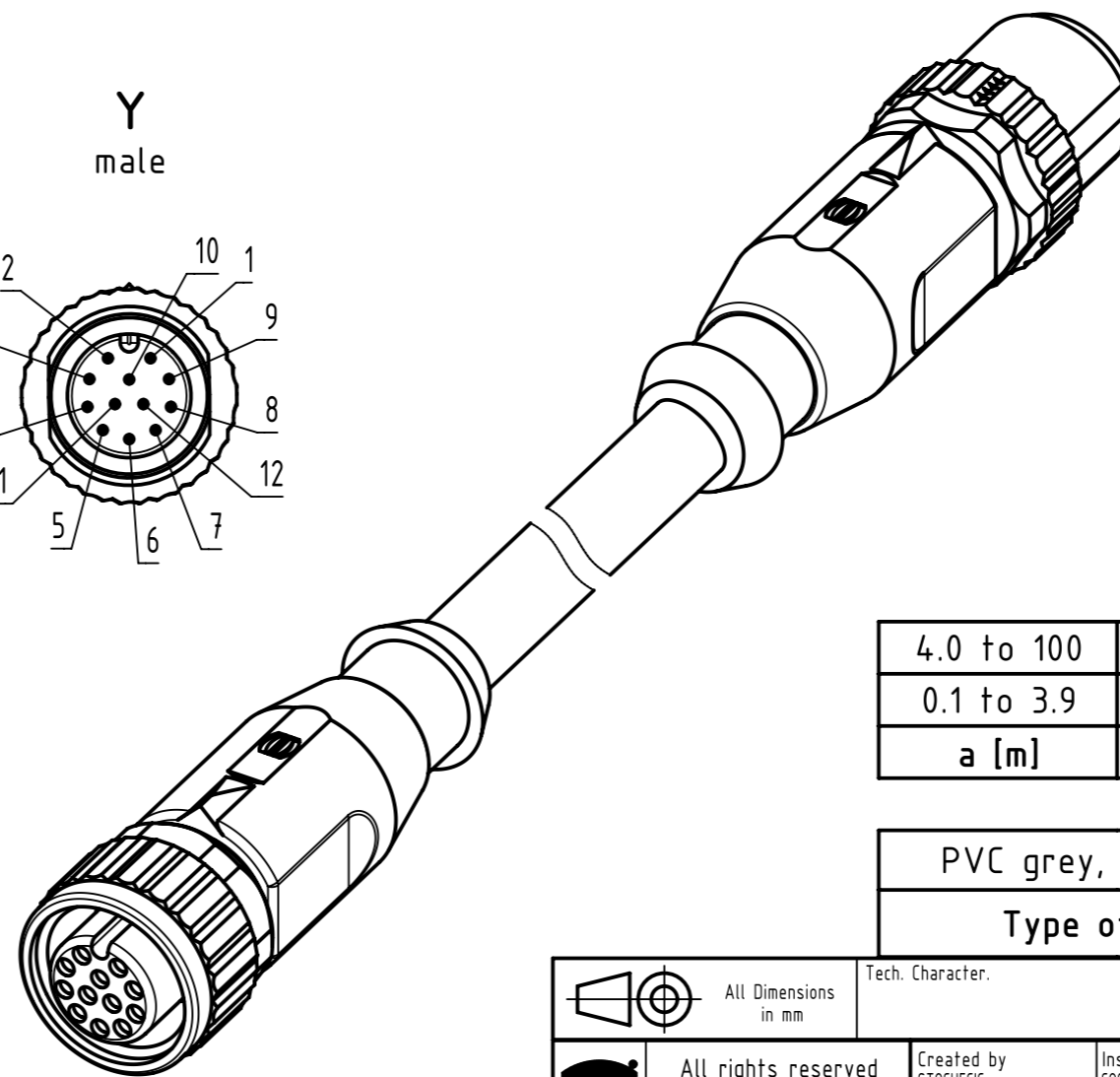
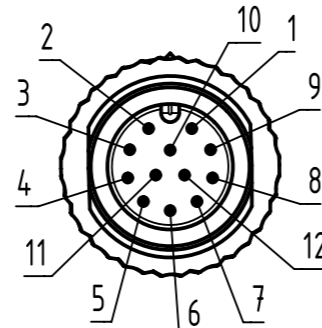
Loading-Plan

X female



- 1 brown 1
- 2 blue 2
- 3 white 3
- 4 green 4
- 5 pink 5
- 6 yellow 6
- 7 black 7
- 8 grey 8
- 9 red 9
- 10 violet 10
- 11 grey-pink 11
- 12 red-blue 12

Y male



length in "1m" step	100	XXX=000
	99	XXX=990
	.	.
length in "0.1m" step	12	XXX=120
	11	XXX=110
	10	XXX=100
	9.9	XXX=099
	9.8	XXX=098
	.	.
	.	.
Step	a [m]	XXX

4.0 to 100	±1%
0.1 to 3.9	+0.04
a [m]	Tolerance

PVC grey, 12x0.14mm <sup>2</sup>	21348485C79XXX
Type of cable	Part no.

- Protection level: IP67  
 - Temperature range: -30°C ... +80°C

All rights reserved Department HCS - RO HARTING Customised Solutions D-32339 Espelkamp	All Dimensions in mm Tech. Character. Free size tol. According to production drawing	Created by STOCEVIC Stoceci	Inspected by COSTEA Costea	Standardisation MUNTEANV Muntean	Date 2019-01-14	State Final Release	Doc-Key / ECM-Nr. 100583187/UGD/009/B 500000144928
	Title M12 Cable Assembly A-cod st/st f/m	Type TB	Number 21348485C79XXX	Rev. B	Page 1/1		