


3M™ Molded Assembly

.100" x .100"

1M Series



- Available in multiple sizes
- Sockets mate with standard .100" x .100" headers and plugs
- Molded-in strain relief
- Regulatory Information: Visit 3M.com/regs or contact your 3M representative to find the RoHS compliance status of the 3M part you are interested in.

Date Modified: September 18, 2019

TS-2149-F
Sheet 1 of 2

Physical

Connector:

Technical Specification: TS-0632 for .100" x .100" Molded-On Socket
TS-2153 for .100" x .100" Molded-On PCB
TS-2152 for .100" x .300" or .600" Molded-On DIP

26 AWG Cable:

Technical Specification: TS-0063 for .050" Flat Ribbon (stranded) Cable, Gray PVC
TS-0122 for .050" Flat Ribbon (stranded) Cable, Color Coded PVC

28 AWG Cable:

Technical Specification: TS-0123 for .050" Flat Ribbon (stranded) Cable, Color Coded PVC
TS-0059 for .050" Flat Ribbon (stranded) High Flex Life Cable, Black PVC
TS-0080 for .050" Flat Ribbon (stranded) Cable, Gray PVC
TS-0058 for .050" Flat Ribbon (stranded) Medium Flex Life Cable, Gray PVC
TS-0419 for .050" Flat Ribbon (solid) Cable, Gray PVC
TS-2334 for .050" Round Conductor Flat Cable, Halogen-free, Gray Polyolefin

Electrical

Voltage Rating: 30 V

Environmental

Temperature Rating: -20°C to +105°C

UL File No.: E86982

3M

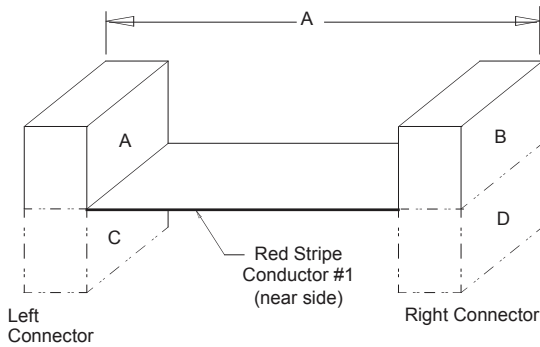
Electronics Materials Solutions Division
Interconnect Solutions
<http://www.3M.com/interconnect>

3M is a trademark of 3M Company.
For technical, sales or ordering information call
800-225-5373

3M™ Molded Assembly

.100" x .100"

1M Series



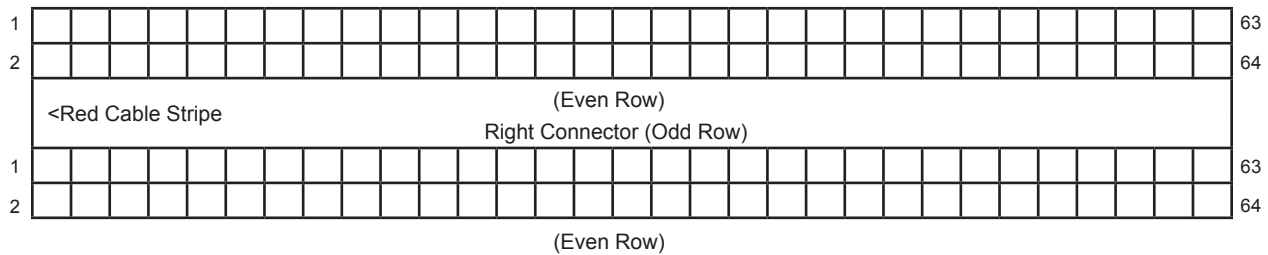
Length (Dim A) Tolerance		
Min	Max	Tol
1.7	10.0	±0.3
10.0	20.0	±0.5
20.0	40.0	±0.6
40.0	120.0	±1.0
120.0		±2.0



Note: A fan-out assembly, with multiple connectors on one end, requires a drawing submittal and review.

Connector/Pos.	6	8	10	12	14	16	18	20	24	26	28	30	34	36	40	44	50	60	64
Socket	X	X	X	X	X	X		X	X	X		X	X	X	X		X	X	X
PCB	X	X	X		X	X		X	X	X		X	X	X	X	X	X	X	X
.1" x .3" DIP	X	X			X	X	X	X			X								
.1" x .6" DIP									X		X				X				
All Cable	X	X	X	X	X	X	X	X	X	X	X	X	X	X	X	X	X	X	X
Cable/Pos.	6	8	10	12	14	16	18	20	24	26	28	30	34	36	40	44	50	60	64

Note: If "Keying" is required, mark the circuit(s) to key Left Connector (Odd Row)



Ordering Information

Connector Types

(Left and Right)

Socket, Low Profile (.41")

- 10 = with Military Polarization slots
 - 16 = with Centerbump and Military Polarization slots
 - 19 = with Dual Bump and Military Polarization slots
- Socket, Regular Profile (.56")
- 30 = with Military Polarization slots
 - 36 = with Centerbump and Military Polarization slots
 - 39 = with Dual Bump and Military Polarization slots

PCB, 2-Row

- A0 = Straight Matte Sn Solder Tail
- A1 = Retention Matte Sn Solder Tail

DIP, .1" x .3"

- B0 = Matte Sn Plating, Straight Solder Tail
- B1 = Matte Sn Plating, Retention Solder Tail
- 50 = 15 Au Plating, Straight Solder Tail
- 51 = 15 Au Plating, Retention Solder Tail
- 60 = 30 Au Plating, Straight Solder Tail
- 61 = 30 Au Plating, Retention Solder Tail

DIP, .1" x .6"

- C0 = Matte Sn Plating, Straight Solder Tail
- C1 = Matte Sn Plating, Retention Solder Tail
- 80 = 15 Au Plating, Straight Solder Tail
- 81 = 15 Au Plating, Retention Solder Tail
- 90 = 30 Au Plating, Straight Solder Tail
- 91 = 30 Au Plating, Retention Solder Tail

1M XX XX - XXX - XXXX - XXX.X - XX - XX - XX - X

Number of Cable Conductors

Cable Product Series

- 26 AWG
 - 3801 = Stranded, PVC
 - 3811 = Stranded, PVC, Color Coded
- 28 AWG
 - 3302 = Stranded, PVC, Color Coded
 - 3319 = Stranded, PVC, High Flex Life
 - 3365 = Stranded, PVC
 - 3539 = Stranded, PVC, Medium Flex Life
 - 3709 = Solid, PVC
- HF365 = Stranded, Halogen-free Polyolefin

Assembly Length

Tip-to-Tip inches
(Dim A in inches)
Example:
001.7 = 1.7" Min

Marking

- 0 = No Marking
- 1 = Label - Date Code
- 2 = Inkstamp - Date Code

Left Right Centerbump Orientation Options

- 0 = None
- 1 = Inside
- 2 = Outside

Connector Orientation Options (Left and Right)

- AB = Up-Up
- AD = Up-Down
- CB = Down-Up
- CD = Down-Down

Left Right Connector Feature Options

- 0 = No Pull Tab or Keying Required
- 1 = Pull Tab (Socket only, not available on 6 or 8 Contact Quantity)
- 2 = Keying Required, specify position(s)
- 3 = Pull Tab and Keying Required, specify position(s)

Note: (RIA E1 & C1 apply for all cables and connectors listed)

TS-2149-F
Sheet 2 of 2



Electronics Materials Solutions Division
Interconnect Solutions
<http://www.3M.com/interconnect>

3M is a trademark of 3M Company.
For technical, sales or ordering information call
800-225-5373

Regulatory: For regulatory information about this product, visit 3M.com/regs or contact your 3M representative.

Technical Information: The technical information, recommendations and other statements contained in this document are based upon tests or experience that 3M believes are reliable, but the accuracy or completeness of such information is not guaranteed.

Product Use: Many factors beyond 3M's control and uniquely within user's control can affect the use and performance of a 3M product in a particular application. Given the variety of factors that can affect the use and performance of a 3M product, user is solely responsible for evaluating the 3M product and determining whether it is fit for a particular purpose and suitable for user's method of application.

Warranty, Limited Remedy, and Disclaimer: Unless an additional warranty is specifically stated on the applicable 3M product packaging or product literature, 3M warrants that each 3M product meets the applicable 3M product specification at the time 3M ships the product. 3M MAKES NO OTHER WARRANTIES OR CONDITIONS, EXPRESS OR IMPLIED, INCLUDING, BUT NOT LIMITED TO, ANY IMPLIED WARRANTY OR CONDITION OF MERCHANTABILITY OR FITNESS FOR A PARTICULAR PURPOSE OR ANY IMPLIED WARRANTY OR CONDITION ARISING OUT OF A COURSE OF DEALING, CUSTOM OR USAGE OR TRADE.

If the 3M product does not conform to this warranty, then the sole and exclusive remedy is, at 3M's option, replacement of the 3M product or refund of the purchase price.

Limitation of Liability: Except where prohibited by law, 3M will not be liable for any loss or damage arising from the 3M product, whether direct, indirect, special, incidental or consequential, regardless of the legal theory asserted, including warranty, contract, negligence or strict liability.

3M Company
Electronics Materials Solutions Division
13011 McCallen Pass, Bldg. C
Austin, TX 78753-5380
1-800-225-5373
www.3M.com/interconnect



Electronics Materials Solutions Division
Interconnect Solutions
<http://www.3M.com/interconnect>

Please recycle. Printed in USA. ©
3M 2019. All rights reserved.
RIA-2217B-E

3M is a trademark of 3M Company.

Mouser Electronics

Authorized Distributor

Click to View Pricing, Inventory, Delivery & Lifecycle Information:

3M:

[1M-1010-016-3365-018.0-00-AB-00-0](#) [1M-1010-016-3365-012.0-00-AB-00-0](#) [1M-1010-010-3365-012.0-00-AB-00-0](#)
[1M-1010-034-3365-006.0-00-AB-00-0](#) [1M-1010-020-3365-018.0-00-AB-00-0](#) [1M-1010-026-3365-018.0-00-AB-00-0](#)
[1M-1010-016-3365-006.0-00-AB-00-0](#) [1M-1010-050-3365-012.0-00-AB-00-0](#) [1M-1010-050-3365-018.0-00-AB-00-0](#)
[1M-1010-060-3365-018.0-00-AB-00-0](#) [1M-1010-014-3365-018.0-00-AB-00-0](#) [1M-1010-014-3365-012.0-00-AB-00-0](#)
[1M-1010-026-3365-006.0-00-AB-00-0](#) [1M-1010-050-3365-006.0-00-AB-00-0](#) [1M-1010-034-3365-018.0-00-AB-00-0](#)
[1M-1010-034-3365-012.0-00-AB-00-0](#) [1M-1010-060-3365-006.0-00-AB-00-0](#) [1M-1010-014-3365-006.0-00-AB-00-0](#)
[1M-1010-010-3365-006.0-00-AB-00-0](#) [1M-1010-040-3365-006.0-00-AB-00-0](#) [1M-1010-040-3365-012.0-00-AB-00-0](#)
[1M-1010-040-3365-018.0-00-AB-00-0](#) [1M-1010-020-3365-006.0-00-AB-00-0](#) [7010505692](#) [7100205115](#) [7000049926](#)
[7000098818](#) [7000098819](#) [7000098824](#) [7000098834](#) [7000098837](#) [7010500336](#) [7010500372](#) [7010500378](#)
[7010500405](#) [7010500427](#) [7010501859](#) [7010501864](#) [7100027124](#) [7100195307](#) [7000057449](#) [7000098814](#)
[7000098823](#) [7000098835](#) [7000098836](#) [7010501966](#) [7010501968](#) [7010501975](#) [7010502066](#) [7010502067](#)
[7010502070](#) [7010502073](#) [7010502081](#) [7010502092](#) [7010502120](#) [7100022177](#) [7100025701](#) [7100030787](#)
[7100079033](#) [7100229238](#)