

VSPC 4SL 12VDC R

Weidmüller Interface GmbH & Co. KG

Klingenbergstraße 26

D-32758 Detmold

Germany

www.weidmueller.com



Binary signal (SL – Symmetrical Load) protection includes the following signals:

- Switching signals with and without a common reference potential e.g. 5 V – 24V – 60 V
- Two-conductor systems usually involve a common reference potential of binary sensors, actuators and indicators such as limit switches, buttons, position sensors, photoelectric barriers, contactors, solenoid valves, indicator lamps, etc.
- Pluggable arrester, for interruption-free and impedance-neutral plug-in and pull-out
- Can be tested with the V-TEST testing device
- Version with floating-earth PE connection used to avoid interference currents resulting from differences in potential
- For use in compliance with the IEC 62305 and IEC 61643-22 installation standards (D1, C1, C2 and C3)
- Integrated PE foot safely discharges up to 20 kA (8/20 μ s) and 2.5 kA (10/350 μ s) to the PE
- Colour coding of the voltage levels for fast identification on the panel
- Safety function through coding elements for different voltage levels

General ordering data

Version	Surge protection for instrumentation and control, with warning function / function indicator, $U_P(L/N-PE) < 200$ V
Order No.	8951580000
Type	VSPC 4SL 12VDC R
GTIN (EAN)	4032248742820
Qty.	1 pc(s).

VSPC 4SL 12VDC R

Weidmüller Interface GmbH & Co. KG

Klingenbergstraße 26

D-32758 Detmold

Germany

www.weidmueller.com

Technical data

Dimensions and weights

Depth	69 mm	Depth (inches)	2.717 inch
Height	98 mm	Height (inches)	3.858 inch
Width	17.8 mm	Width (inches)	0.701 inch
Net weight	51 g		

Temperatures

Storage temperature	-40 °C...80 °C	Operating temperature	-40 °C...70 °C
Humidity	5...96 %		

Probability of failure

SIL PAPER	SIL Paper	SIL in compliance with IEC 61508	2
MTTF	2,665 Years	SFF	86.02 %
λ_{ges}	43	PFH in $1 \cdot 10^{-9}$ per hour	10.7

Environmental Product Compliance

REACH SVHC	Lead 7439-92-1
------------	----------------

Rated data UL

Certificate No. (UL)	E311081	UL certificate	UL 497b Certificate
----------------------	---------	----------------	---------------------

CSA protection data

Gas group C	IIB	Gas group D	IIA
Gas groups A, B	IIC	Input voltage, max. U_i	15 V
Internal capacity, max. C_i	4 nF	Internal inductance, max. L_i	0 μ H

General data

Colour	orange	Design	Terminal, miscellaneous
Optical function display	green = OK; red = arrester is defective - replace	Protection degree	IP20
Segment	Measurement - Monitoring - Setting	UL 94 flammability rating	V-0
Version	with warning function / function indicator	protected binary signals	4

Insulation coordination acc. to EN 50178

Pollution severity	2	Surge voltage category	III
--------------------	---	------------------------	-----

VSPC 4SL 12VDC R

Weidmüller Interface GmbH & Co. KG

Klingenbergstraße 26

D-32758 Detmold

Germany

www.weidmueller.com

Technical data

Rated data IEC / EN

Discharge current I_{max} (8/20 μ s) GND-PE	10 kA	Discharge current I_{max} (8/20 μ s) wire-PE	10 kA
Discharge current I_{max} (8/20 μ s) wire-wire	10 kA	Discharge current I_n (8/20 μ s) GND-PE	2.5 kA
Discharge current I_n (8/20 μ s) wire-PE	2.5 kA	Discharge current I_n (8/20 μ s) wire-wire	2.5 kA
Fuse	0.5 A	Lightning test current, I_{imp} (10/350 μ s) GND-PE	2.5 kA
Lightning test current, I_{imp} (10/350 μ s) Wire-PE	2.5 kA	Lightning test current, I_{imp} (10/350 μ s) wire-wire	2.5 kA
Max. continuous voltage, U_c (DC)	15 V	Number of poles	2
Overload - failure mode	Modus 2	Protection level U_p (typ.)	< 200 V
Protection level on output side Wire-PE 1kV/ μ s, typically	25 V	Protection level on output side Wire-wire 1 kV/ μ s, typically	45 V
Protection level on output side Wire-wire 8/20 μ s, typically	45 V	Protection level, U_p GND - PE	450 V
Protection level, U_p wire - PE	20 V	Pulse-reset capacity	\leq 20 ms
Rated current I_N	300 mA	Rated voltage (DC)	12 V
Requirements category acc. to IEC 61643-21	C1, C2, C3, D1	Signal transmission properties (-3 dB)	2.5 MHz
Signalling contact	U_N 250 V AC 0.1 A 1CO at VSPC R with VSPC control unit	Standards	IEC 61643-21
Surge current-carrying capacity C1	< 1 kA 8/20 μ s	Surge current-carrying capacity C2	5 kA 8/20 μ s
Surge current-carrying capacity C3	100 A 10/1000 μ s	Surge current-carrying capacity D1	2.5 kA 10/350 μ s
Voltage type	DC	Volume resistance	4.7 Ω

Further details of approvals

GOST certificate	GOST-Zertifikat
------------------	-----------------

Connection data

Type of connection	Pluggable in VSPC BASE
--------------------	------------------------

Ratings IECEx/ATEX/cUL

cUL certificate	cUL Certificate
-----------------	-----------------

Classifications

ETIM 6.0	EC000943	ETIM 7.0	EC000943
ETIM 8.0	EC000943	ECLASS 9.0	27-13-08-07
ECLASS 9.1	27-13-08-07	ECLASS 10.0	27-13-08-07
ECLASS 11.0	27-13-08-07	ECLASS 12.0	27-17-90-90

VSPC 4SL 12VDC R**Weidmüller Interface GmbH & Co. KG**

Klingenbergstraße 26

D-32758 Detmold

Germany

www.weidmueller.com

Technical data**Tender specification sheets**

Long specification	Surge protection plug for use in connection with the base element VSPC BASE 4SL R for four wires with a common ground and with integrated status display and remote monitoring option. Two-stage protection circuit in the plug consisting of coarse protection, decoupling resistors and fine protection between the signal wires and the signal ground/ground/earth. Mechanical identification of the plug to the base element according to the switching type and rated voltage. Protected plug with coding pin and counter-profile for the base element. Optical identification of the protected plug based on the type of protected switching and the voltage level. It is possible to mark the plug.	Short specification
		Surge protection plug for base element VSPC BASE 4SL R, with integrated status display and remote monitoring option. Coarse and fine common mode voltage protection for four wires with a common ground. Version: 12V DC

Important note

Product information	Mode 2: State where the voltage-limiting part of the SPD was short-circuited due to a very low impedance within the SPD. The line is inoperable, but the measuring equipment is still protected by means of a short-circuit.
---------------------	--

Approvals

Approvals



ROHS	Conform
UL File Number Search	E311081

Downloads

Approval/Certificate/Document of Conformity	SIL Paper EU Konformitätserklärung / EU Declaration of Conformity
Engineering Data	CAD data – STEP
Engineering Data	EPLAN.WSCAD
User Documentation	Beipackzettel / Instruction sheet
Catalogues	Catalogues in PDF-format
Brochures	

Creation date May 19, 2022 12:03:44 PM CEST

Catalogue status 06.05.2022 / We reserve the right to make technical changes.

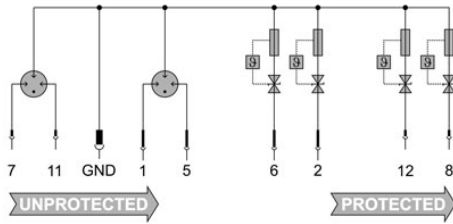
VSPC 4SL 12VDC R

Weidmüller Interface GmbH & Co. KG
 Klingenbergstraße 26
 D-32758 Detmold
 Germany

www.weidmueller.com

Drawings

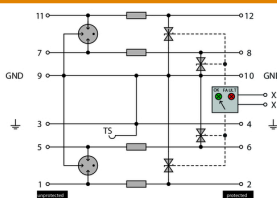
Electric symbol



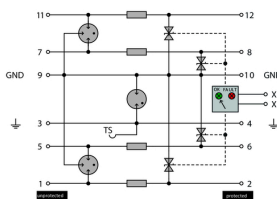
Circuit diagram

Cate- gory	Testing pulse	Surge voltage	Surge current	Pulse	Type
C1	Quick-rising edge	0.5 - 2 kV 1.2/50 µs	0.25 - 1 kA mit 8/20 µs	300	Surge voltage arrester
C2	Quick-rising edge	2 - 10 kV 1.2/50 µs	1 - 5 kA mit 8/20 µs	10	Surge voltage arrester
C3	Quick-rising edge	≥ 1 kV with 1 kV/µs	10 - 100 A mit 10/10000 µs	300	Surge voltage arrester
D1	High power	≥ 1 kV	0.5 - 2.5 kA mit 10/350 µs	2	Arrester for lightning current and surge voltages

Discharge capacity



Komplettmodul direkte Erdung, mit Fernmeldung



Komplettmodul indirekte Erdung, mit Fernmeldung
Komplettmodul