


MLF2012A1R0KT000



| | |
|----------------------|---|
| Applications | Commercial Grade |
| Feature | Shield Magnetic Shield Multilayer Multilayer Ferrite Core Ferrite Core |
| Series Type | MLF |
| Status | Production |
| Brand | TDK |



| Size | |
|------------------------------|----------------|
| Length(L) | 2.00mm ±0.20mm |
| Width(W) | 1.25mm ±0.20mm |
| Thickness Height | 0.85mm ±0.20mm |
| Recommended Land Pattern (A) | 0.80mm Nom. |
| Recommended Land Pattern (B) | 1.00mm Nom. |
| Recommended Land Pattern (C) | 1.20mm Nom. |

| Electrical Characteristics | |
|---|-------------------|
| Inductance | 1µH ±10% at 10MHz |
| Rated Current (L Change) [Typ.] | |
| Rated Current (L Change) [Max.] | |
| Rated Current (Temperature Rise) [Typ.] | |
| Rated Current (Temperature Rise) [Max.] | 80mA |
| DC Resistance [Typ.] | 150mΩ |
| DC Resistance [Max.] | 300mΩ |
| Self Resonant Frequency [Min.] | 120MHz |
| Self Resonant Frequency [Typ.] | 160MHz |
| Q [Min.] | 45 |
| Q [Typ.] | 55 |

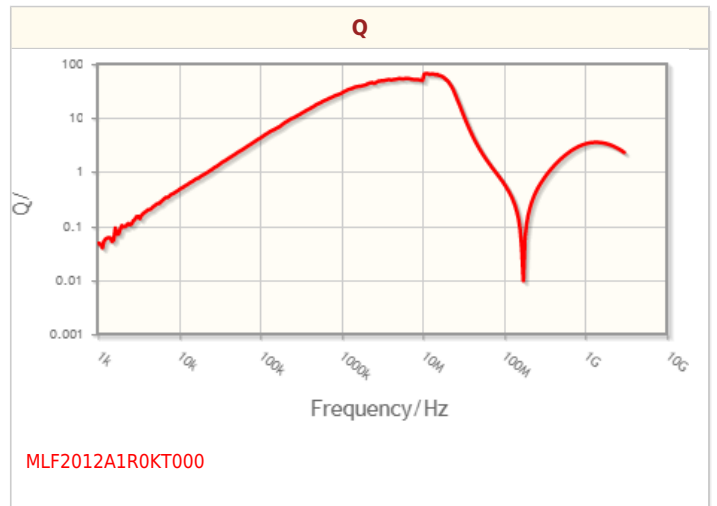
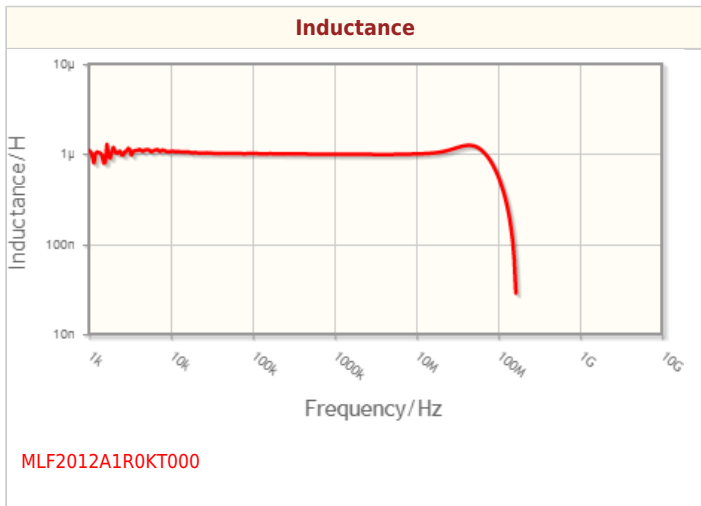
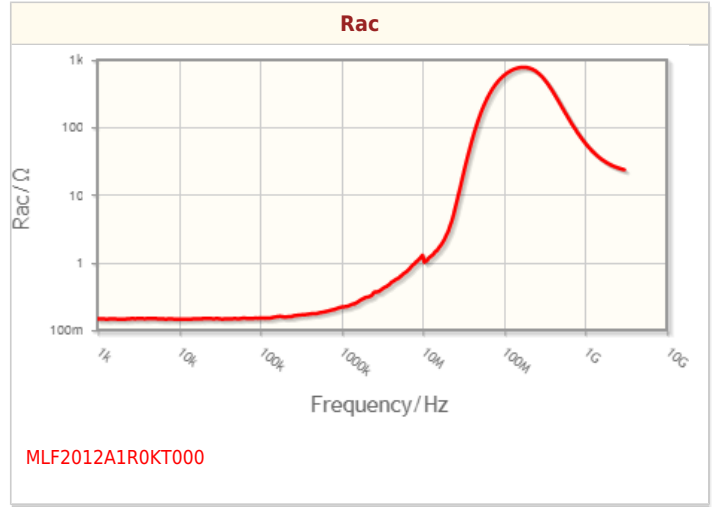
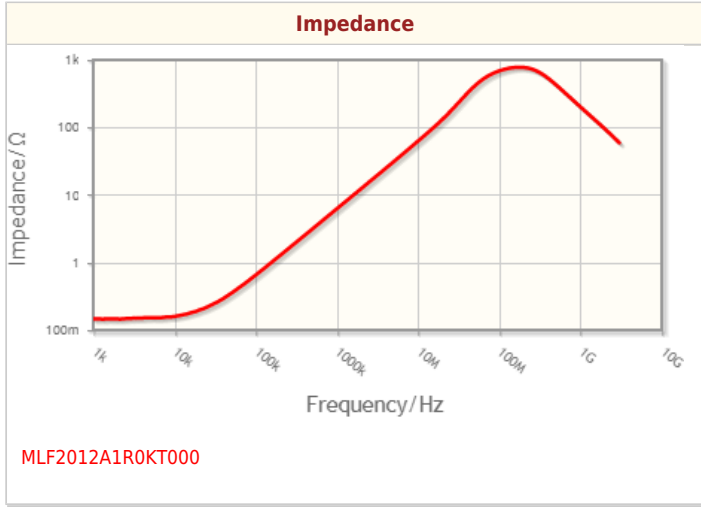
| Other | |
|---|------------------------------------|
| Operating Temp. Range (Including Self-Temp. Rise) | -55 to 125°C |
| Soldering Method | Reflow Iron Soldering |
| AEC-Q200 | No |
| Packing | Punched (Paper)Taping [180mm Reel] |
| Package Quantity | 4000pcs |
| Weight | 0.01g |

! Images are for reference only and show exemplary products.
 ! This PDF document was created based on the data listed on the TDK Corporation website.
 ! All specifications are subject to change without notice.

MLF2012A1R0KT000




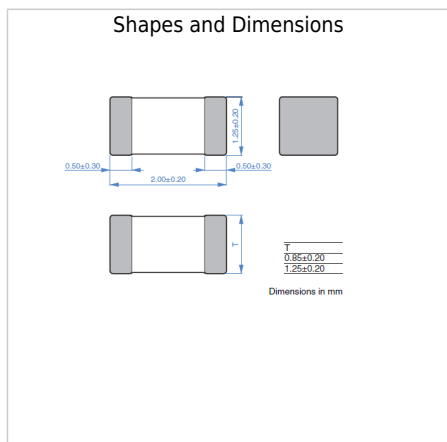
Characteristic Graphs(This is reference data, and does not guarantee the products characteristics.)



! Images are for reference only and show exemplary products.
! This PDF document was created based on the data listed on the TDK Corporation website.
! All specifications are subject to change without notice.



Associated Images



! Images are for reference only and show exemplary products.
! This PDF document was created based on the data listed on the TDK Corporation website.
! All specifications are subject to change without notice.