

DRMKITP 230VAC 4CO LD

Weidmüller Interface GmbH & Co. KG
 Klingenbergstraße 26
 D-32758 Detmold
 Germany

www.weidmueller.com

Product image



Similar to illustration

- Mounted kit consisting relay, socket and retaining clip
- 100 % function tested
- 100 % check of the dielectric strenght between input - output
- 4 CO contacts
- With mechanical status indicator
- Optional Test button with coloured identification of coils (AC red / DC blue)
- Bright status LED (AC coil: red / DC coil: green)

General ordering data

Version	D-SERIES DRM, Relay module, Number of contacts: 4, CO contact AgNi flash gold-plated, Rated control voltage: 230 V AC, Continuous current: 5 A, PUSH IN, Test button available: No
Order No.	2576050000
Type	DRMKITP 230VAC 4CO LD
GTIN (EAN)	4050118585803
Qty.	10 pc(s).
Relevant base	7760056363
Relevant relay	7760056095

Creation date April 19, 2022 4:28:12 PM CEST

DRMKITP 230VAC 4CO LD

Weidmüller Interface GmbH & Co. KG

Klingenbergstraße 26

D-32758 Detmold

Germany

www.weidmueller.com

Technical data

Dimensions and weights

Depth	82.3 mm	Depth (inches)	3.24 inch
Height	101.8 mm	Height (inches)	4.008 inch
Width	30.6 mm	Width (inches)	1.205 inch
Net weight	108.2 g		

Temperatures

Storage temperature	-40 °C...70 °C	Operating temperature	-40 °C...55 °C
Humidity	35...85 % rel. humidity, no condensation		

Environmental Product Compliance

REACH SVHC	Lead 7439-92-1
------------	----------------

Control side

Rated control voltage	230 V AC	Rated current AC	6.1 mA (50 Hz), 5.2 mA (60 Hz)
Power rating	1.0...1.2VA (60HZ)	Pull-in/drop-out voltage, typ.	184 V / 69 V AC
Coil resistance	15000 Ω ± 10 %	Coil tolerance	10 %
Status indicator	red LED		

Load side

Rated switching voltage	250 V AC	Continuous current	5 A
Max. switching frequency at rated load	0.1 Hz	Min. switching power	10 mA @ 12 V, 100 mA @ 5 V
Inrush current	10 A / 50 ms	AC switching capacity (resistive), max.	1250 VA
DC switching capacity (resistive), max.	120 W @ 24 V	Switch-on delay	< 20 ms
Switch-off delay	< 20 ms	Contact type	4 CO contact (AgNi flash gold-plated)
Mechanical service life	20 x 10 ⁶ switching cycles		

General data

Rail	TS 35
Test button available	No
Mechanical switch position indicator	Yes
Colour	black

DRMKITP 230VAC 4CO LD
Weidmüller Interface GmbH & Co. KG

 Klingenbergstraße 26
 D-32758 Detmold
 Germany

www.weidmueller.com
Technical data

UL94 flammability rating component	Component	Housing
	UL94 flammability rating	V-2
	Component	Pusher
	UL94 flammability rating	HB
	Component	Mounting foot
	UL94 flammability rating	HB
	Component	Retaining clip
	UL94 flammability rating	HB
	Component	Relay cover
	UL94 flammability rating	V-2
	Component	Relay baseplate
	UL94 flammability rating	V-0
	Component	Relay status indicator
	UL94 flammability rating	HB
Component	Relay test button	
UL94 flammability rating	HB	

Insulation coordination

Rated voltage	250 V	Pollution severity	2
Surge voltage category	III	Insulating material group	C
Clearance and creepage distances for control side - load side	≥ 3 mm	Dielectric strength for control side - load side	1.8 kV _{eff} / 1 min.
Dielectric strength of neighbouring contacts	1 kV _{eff} / 1 min	Dielectric strength of open contact	1 kV _{eff} / 1 min
Protection degree	IP20		

Further details of approvals / standards

Certificate no. (cURus) relay	E312083	Certificate no. (cURus) base	E355547
-------------------------------	---------	------------------------------	---------

Connection data

Wire connection method	PUSH IN	Stripping length, rated connection	10 mm
Clamping range, rated connection	1.5 mm ²	Clamping range, min.	0.14 mm ²
Clamping range, max.	1.5 mm ²	Wire connection cross section AWG, min.	AWG 26
Wire connection cross section AWG, max.	AWG 16	Wire cross-section, solid, min.	0.14 mm ²
Wire cross-section, solid, max.	1.5 mm ²	Wire connection cross section, finely stranded, min.	0.14 mm ²
Wire connection cross section, finely stranded, max.	1.5 mm ²	Wire connection cross-section, finely stranded with wire-end ferrules DIN 46228/4, min.	0.14 mm ²
Wire connection cross-section, finely stranded with wire-end ferrules DIN 46228/4, max.	1 mm ²	Conductor cross-section, flexible, AEH (DIN 46228-1), min.	0.14 mm ²
Conductor cross-section, flexible, AEH (DIN 46228-1), max.	1.5 mm ²	Blade size	0.4 x 2.5 mm

Classifications

ETIM 6.0	EC001437	ETIM 7.0	EC001437
ETIM 8.0	EC001437	ECLASS 9.0	27-37-16-01
ECLASS 9.1	27-37-16-01	ECLASS 10.0	27-37-16-01
ECLASS 11.0	27-37-16-01		

DRMKITP 230VAC 4CO LD

Weidmüller Interface GmbH & Co. KG
Klingenbergstraße 26
D-32758 Detmold
Germany

www.weidmueller.com

Technical data**Approvals**

Approvals



ROHS

Conform

Downloads

Approval/Certificate/Document of
Conformity

[EU Konformitätserklärung / EU Declaration of Conformity](#)

Engineering Data

[CAD data – STEP](#)

Engineering Data

[EPLAN](#)

Catalogues

[Catalogues in PDF-format](#)

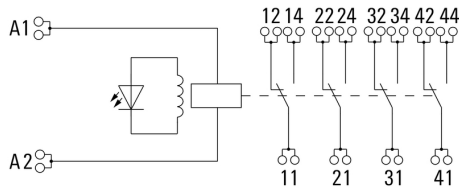
DRMKITP 230VAC 4CO LD

Weidmüller Interface GmbH & Co. KG
 Klingenbergstraße 26
 D-32758 Detmold
 Germany

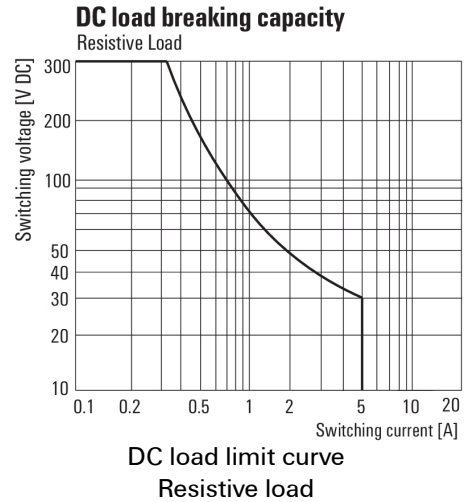
www.weidmueller.com

Drawings

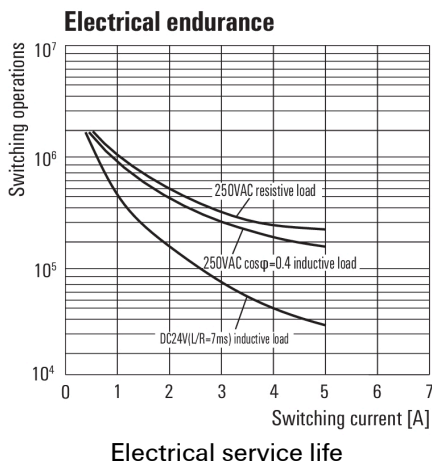
Wiring diagram



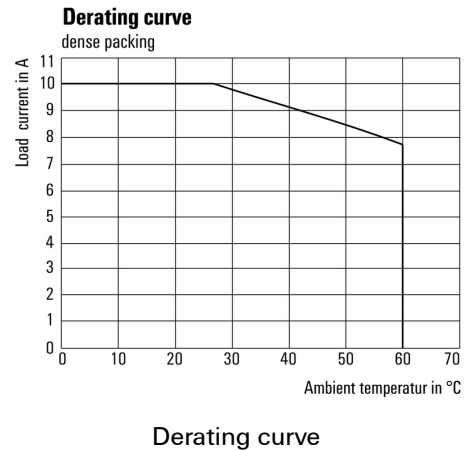
Graph



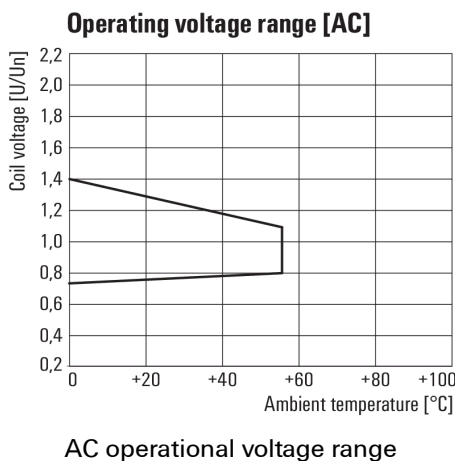
Graph



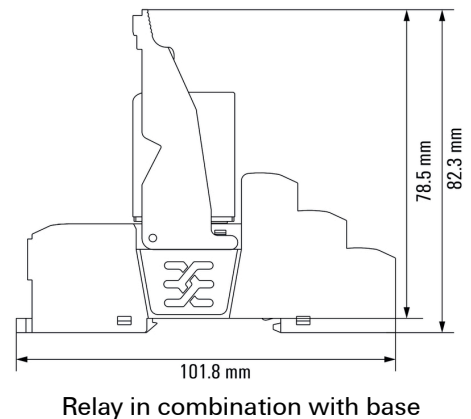
Graph



Graph



Dimensional drawing



DRMKITP 230VAC 4CO LD

Weidmüller Interface GmbH & Co. KG
 Klingenbergstraße 26
 D-32758 Detmold
 Germany

www.weidmueller.com

Drawings

Miscellaneous



Type codes