

## RCIKITP 24VAC 2CO LD

**Weidmüller Interface GmbH & Co. KG**


Klingenbergstraße 26

D-32758 Detmold

Germany

[www.weidmueller.com](http://www.weidmueller.com)

### Product image



Similar to illustration

- Mounted kit consisting relay, socket and retaining clip
- 100 % function tested
- 100 % check of the dielectric strenght between input - output
- 2 CO contacts
- Optional test button with mechanical status indicator
- Bright status LED (AC coil: red / DC coil: green)
- Identification of coils (AC red / DC blue)

### General ordering data

Version	RIDERSERIES RCI, Relay module, Number of contacts: 2, CO contact AgNi, Rated control voltage: 24 V AC, Continuous current: 8 A, PUSH IN, Test button available: No
Order No.	<a href="#">8897160000</a>
Type	RCIKITP 24VAC 2CO LD
GTIN (EAN)	4032248646937
Qty.	10 pc(s).
Relevant base	<a href="#">8869500000</a>
Relevant relay	<a href="#">8870210000</a>

Creation date April 20, 2022 1:14:13 PM CEST

## RCIKITP 24VAC 2CO LD

**Weidmüller Interface GmbH & Co. KG**

Klingenbergstraße 26

D-32758 Detmold

Germany

www.weidmueller.com

## Technical data

### Dimensions and weights

Depth	69.6 mm	Depth (inches)	2.74 inch
Height	98 mm	Height (inches)	3.858 inch
Width	15.8 mm	Width (inches)	0.622 inch
Net weight	56.6 g		

### Temperatures

Storage temperature	-40 °C...70 °C	Operating temperature	-40 °C...70 °C
Humidity	40 °C / 93 % rel. humidity, no condensation		

### Environmental Product Compliance

REACH SVHC	Lead 7439-92-1
------------	----------------

### Control side

Rated control voltage	24 V AC	Rated current AC	45 mA
Power rating	1080 mVA	Pull-in/drop-out voltage, typ.	18 V / 3.6 V AC
Coil resistance	350 Ω ± 10 %	Coil tolerance	10 %
Status indicator	red LED		

### Load side

Rated switching voltage	250 V AC	Continuous current	8 A
Max. switching frequency at rated load	0.1 Hz	Min. switching power	1 mA @ 24 V, 10 mA @ 12 V, 100 mA @ 5 V
Inrush current	15 A / 4 s	AC switching capacity (resistive), max.	2000 VA
DC switching capacity (resistive), max.	192 W @ 24 V	Switch-on delay	≤ 10 ms
Switch-off delay	≤ 6 ms	Contact type	2 CO contact (AgNi)
Mechanical service life	AC coil 5 x 10 <sup>6</sup> switching cycles, DC coil 10 x 10 <sup>6</sup> switching cycles		

### General data

Rail	TS 35	Test button available	No
Mechanical switch position indicator	No	Colour	black

### Insulation coordination

Rated voltage	250 V	Pollution severity	2
Surge voltage category	III	Insulating material group	IIIa
Clearance and creepage distances for control side - load side	≥ 8 mm	Dielectric strength for control side - load side	5 kV <sub>eff</sub> / 1 min
Dielectric strength of neighbouring contacts	2.5 kV <sub>eff</sub> / 1 Min.	Dielectric strength of open contact	1 kV <sub>eff</sub> / 1 min
Impulse withstand voltage	5 kV (1.2/50 μs)	Protection degree	IP20

### Further details of approvals / standards

Certificate no. (CSA) relay	249409-2426937	Certificate no. (CSA) base	249409-2295474
Certificate No. (DNVGL)	TAA000011A	Certificate no. (cURus) relay	E224238
Certificate no. (cURus) base	E223759		

Creation date April 20, 2022 1:14:13 PM CEST

Catalogue status 08.04.2022 / We reserve the right to make technical changes.

2

**RCIKITP 24VAC 2CO LD****Weidmüller Interface GmbH & Co. KG**

Klingenbergstraße 26

D-32758 Detmold

Germany

www.weidmueller.com

**Technical data****Connection data**

Wire connection method	PUSH IN	Stripping length, rated connection	12 mm
Clamping range, rated connection	1.5 mm <sup>2</sup>	Clamping range, min.	0.75 mm <sup>2</sup>
Clamping range, max.	1.5 mm <sup>2</sup>	Wire cross-section, solid, min.	0.75 mm <sup>2</sup>
Wire cross-section, solid, max.	1.5 mm <sup>2</sup>	Wire connection cross section, finely stranded, min.	0.75 mm <sup>2</sup>
Wire connection cross section, finely stranded, max.	1.5 mm <sup>2</sup>	Wire connection cross-section, finely stranded with wire-end ferrules DIN 46228/4, min.	0.75 mm <sup>2</sup>
Wire connection cross-section, finely stranded with wire-end ferrules DIN 46228/4, max.	0.75 mm <sup>2</sup>	Conductor cross-section, flexible, AEH (DIN 46228-1), min.	0.75 mm <sup>2</sup>
Conductor cross-section, flexible, AEH (DIN 46228-1), max.	1 mm <sup>2</sup>	Blade size	0.6 x 3.5 mm

**Classifications**

ETIM 6.0	EC001437	ETIM 7.0	EC001437
ETIM 8.0	EC001437	ECLASS 9.0	27-37-16-01
ECLASS 9.1	27-37-16-01	ECLASS 10.0	27-37-16-01
ECLASS 11.0	27-37-16-01		

**Approvals**

Approvals



ROHS

Conform

**Downloads**

Approval/Certificate/Document of Conformity	<a href="#">EU Konformitätserklärung / EU Declaration of Conformity</a>
Engineering Data	<a href="#">CAD data – STEP</a>
Engineering Data	<a href="#">EPLAN, WSCAD, Zuken E3.S</a>
Catalogues	<a href="#">Catalogues in PDF-format</a>
Brochures	

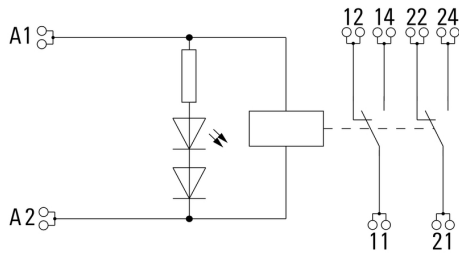
**RCIKITP 24VAC 2CO LD**

**Weidmüller Interface GmbH & Co. KG**  
 Klingenbergstraße 26  
 D-32758 Detmold  
 Germany

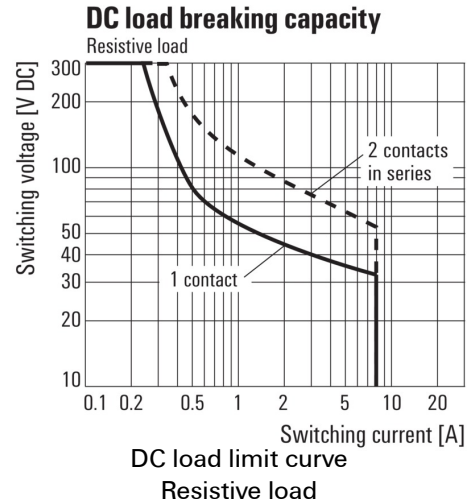
www.weidmueller.com

**Drawings**

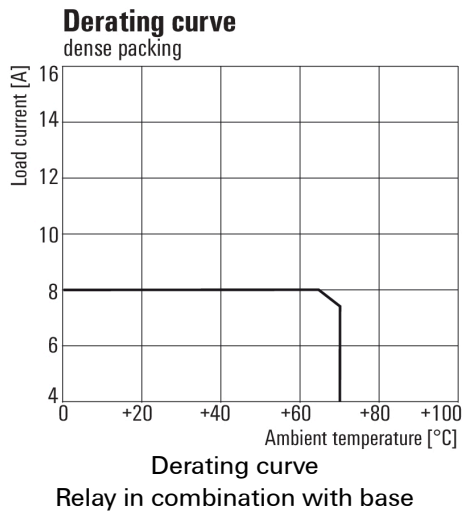
**Wiring diagram**



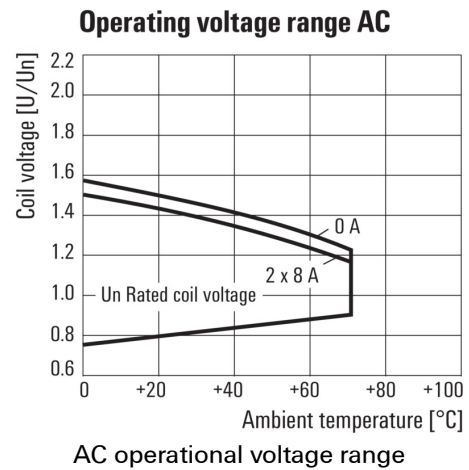
**Graph**



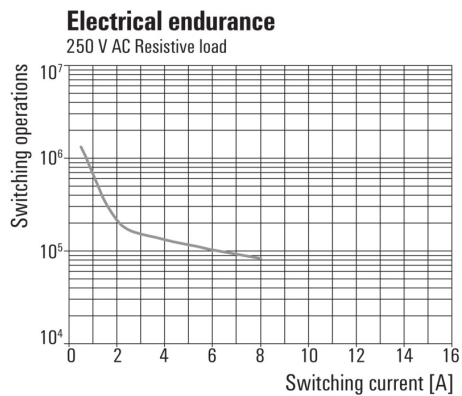
**Graph**



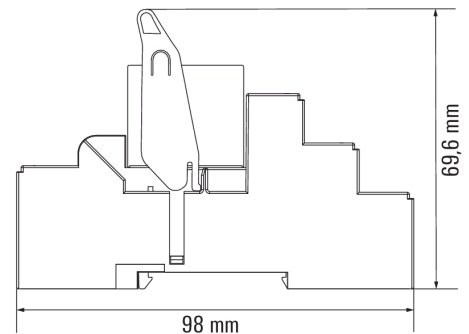
**Graph**



**Graph**



**Dimensioned drawing**



**RCIKITP 24VAC 2CO LD**

**Weidmüller Interface GmbH & Co. KG**  
Klingenbergstraße 26  
D-32758 Detmold  
Germany

www.weidmueller.com

**Drawings**

**Correct handling PUSH IN connection**



**Wrong handling PUSH IN connection**



**Recommended screwdriver**



**RCIKITP 24VAC 2CO LD**

**Weidmüller Interface GmbH & Co. KG**  
 Klingenbergstraße 26  
 D-32758 Detmold  
 Germany  
 www.weidmueller.com

