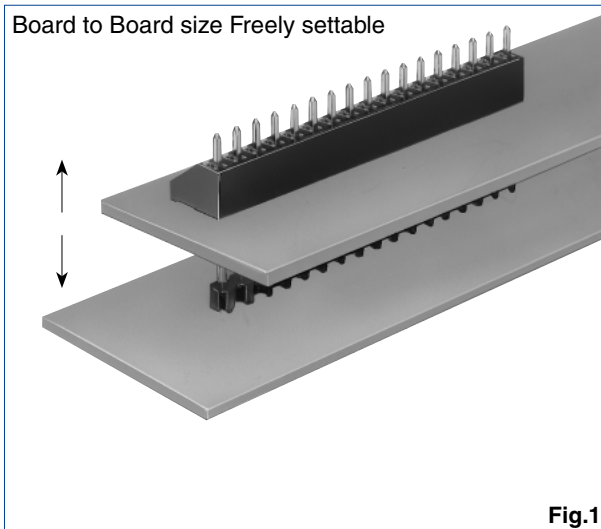



2.54mm Pitch Bottom Entry Type Connector

MDF7 Series



■ Features

1. Board to Board Size Freely Settable

The board to board size can be set at infinite stages, according to the header pin through type structure and the diverse header variation.

The board to board size can be set at infinite stages.

2. Integrity of Parts Mounted Surface

The parts mounted surface on two boards aren't face each other, and can be oriented in the same direction.

3. Wide Variation

Single-row product, double-row product, tin plated and gold plated products are lined up. In addition, the header to correspond to the board to board size are prepared. Concerning board to board size, other products can be provided, in addition to products in this catalog. Please contact HRS company as required.

Product Specifications

Rating	Current rating : 3A	Operating Temperature Range : -35°C to +85°C (Note 1)	Storage Temperature Range : -10°C to +60°C (Note 2)
	Voltage rating : 250V AC	Operating Humidity Range : 40% to 80%	Storage Humidity Range : 40% to 70% (Note 2)
Item	Specification	Condition	
1. Insulation Resistance	1000MΩ min.	500V DC	
2. Withstanding voltage	No flashover or insulation breakdown.	650V AC/1 minute	
3. Contact Resistance	30mΩ max.	100mA	
4. Single Insertion/Extraction Force	MIN 0.4N (40gf), MAX 4.4N (450gf)	Measured by the square steel pin with 0.635±0.002mm	
5. Vibration	No electrical discontinuity of 10μs or more	Frequency : 10 to 55Hz, single amplitude of 0.75mm, 2 hours in each of the 3 directions.	
6. Humidity (Steady state)	Contact resistance : 30mΩ max.	96 hours at temperature of	
7. Temperature Cycle	Contact resistance : 30mΩ max. Insulation resistance : 1000MΩ min.	(-55°C : 30 minutes, 5 to 35°C : 10 minutes 85°C : 30 minutes, 5 to 35°C : 10 minutes) 5cycles	
8. Durability (Mating/un-mating)	Contact resistance : 30mΩ max.	Tin plating : 30 cycles Gold plating : 50 cycles	
9. Resistance to Soldering heat	No deformation of components affecting performance.	Flow : 260°C for 10 seconds Manual soldering : 350°C for 3 seconds	

Note 1 : Includes temperature rise caused by current flow.

Note 2 : The term "storage" refers to products stored for long period of time prior to mounting and use. Operating Temperature Range and Humidity range covers non conducting condition of installed connectors in storage, shipment or during transportation.

Material / Finish

Product	Part	Material	Finish	Remarks
Receptacle	Insulator	Polyamide	Black	UL94V-0
	Contact	Phosphor bronze	Tin plated or gold plated	————
Pin Header	Insulator	PBT	Main unit : Black/Locator : Gray	UL94V-0
	Contact	Brass	Tin plated or gold plated	————

Product Number Structure

Refer to the chart below when determining the product specifications from the product number.
Please select from the product numbers listed in this catalog when placing orders.

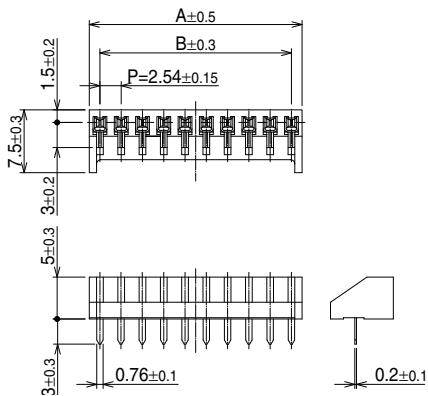
MDF7 - ***** **S** - **2.54** **DSA** (******)

① ② ③ ④ ⑤ ⑥

① Series Name : MDF7	⑥ Receptacle (95) : Tin plated (100 pcs/pack) (96) : Gold plated (100 pcs/pack) Pin Header P (55) : Tin plated (100 pcs/pack) (01) : Gold plated (100 pcs/pack) DP (55) : Tin plated (100 pcs/pack) Blank : Gold plated (100 pcs/pack)
② Number of contacts: 3 to 46	
③ Connector Type S : Single row receptacle D : Double row receptacle P : Single row pin header DP: Double row pin header	
④ Contact Pitch : 2.54mm	
⑤ Contact type DSA : Straight through hole DS : Right Angle through hole	

Feb. 1. 2022 Copyright 2022 HIROSE ELECTRIC CO., LTD. All Rights Reserved.

Single Row Receptacle



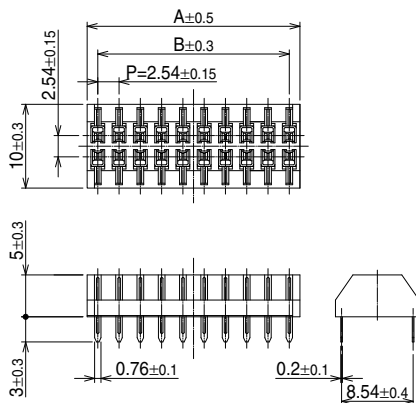

[Specific No.] (**), **
 (95) : Tin plated
 (96) : Gold plated

Unit : mm

Part No.	HRS No.	No. of Contacts	A	B	RoHS	Part No.	HRS No.	No. of Contacts	A	B	RoHS
MDF7-3S-2.54DSA(**)	547-0355-0 **	3	7.62	5.08	Yes	MDF7-15S-2.54DSA(**)	547-0012-4 **	15	38.10	35.56	Yes
MDF7-5S-2.54DSA(**)	547-0112-9 **	5	12.70	10.16		MDF7-16S-2.54DSA(**)	547-0141-7 **	16	40.64	38.10	
MDF7-6S-2.54DSA(**)	547-0129-1 **	6	15.24	12.70		MDF7-17S-2.54DSA(**)	547-0142-0 **	17	43.18	40.64	
MDF7-7S-2.54DSA(**)	547-0135-4 **	7	17.78	15.24		MDF7-18S-2.54DSA(**)	547-0013-7 **	18	45.72	43.18	
MDF7-8S-2.54DSA(**)	547-0136-7 **	8	20.32	17.78		MDF7-19S-2.54DSA(**)	547-0143-2 **	19	48.26	45.72	
MDF7-9S-2.54DSA(**)	547-0137-0 **	9	22.86	20.32		MDF7-20S-2.54DSA(**)	547-0051-6 **	20	50.80	48.26	
MDF7-10S-2.54DSA(**)	547-0038-8 **	10	25.40	22.86		MDF7-21S-2.54DSA(**)	547-0144-5 **	21	53.34	50.80	
MDF7-11S-2.54DSA(**)	547-0138-2 **	11	27.94	25.40		MDF7-22S-2.54DSA(**)	547-0145-8 **	22	55.88	53.34	
MDF7-12S-2.54DSA(**)	547-0040-0 **	12	30.48	27.94		MDF7-23S-2.54DSA(**)	547-0146-0 **	23	58.42	55.88	
MDF7-13S-2.54DSA(**)	547-0139-5 **	13	33.02	30.48		MDF7-24S-2.54DSA(**)	547-0147-3 **	24	60.96	58.42	
MDF7-14S-2.54DSA(**)	547-0140-4 **	14	35.56	33.02		MDF7-25S-2.54DSA(**)	547-0014-0 **	25	63.50	60.96	

Note : The quantity for delivery is determined 100 pcs/pack. Please order the products per pack.

Double Row Receptacle




Unit : mm

[Specific No.] (**), **
 (95) : Tin plated
 (96) : Gold plated

Part No.	HRS No.	No. of Contacts	A	B	RoHS
MDF7-12D-2.54DSA(**)	547-0032-1 **	12	15.24	12.70	Yes
MDF7-14D-2.54DSA(**)	547-0354-8 **	14	17.78	15.24	
MDF7-16D-2.54DSA(**)	547-0363-9 **	16	20.32	17.78	
MDF7-20D-2.54DSA(**)	547-0033-4 **	20	25.40	22.86	
MDF7-22D-2.54DSA(**)	547-0246-5 **	22	27.94	25.40	
MDF7-24D-2.54DSA(**)	547-0244-0 **	24	30.48	27.94	
MDF7-26D-2.54DSA(**)	547-0247-8 **	26	33.02	30.48	
MDF7-30D-2.54DSA(**)	547-0016-5 **	30	38.10	35.56	
MDF7-34D-2.54DSA(**)	547-0227-0 **	34	43.18	40.64	

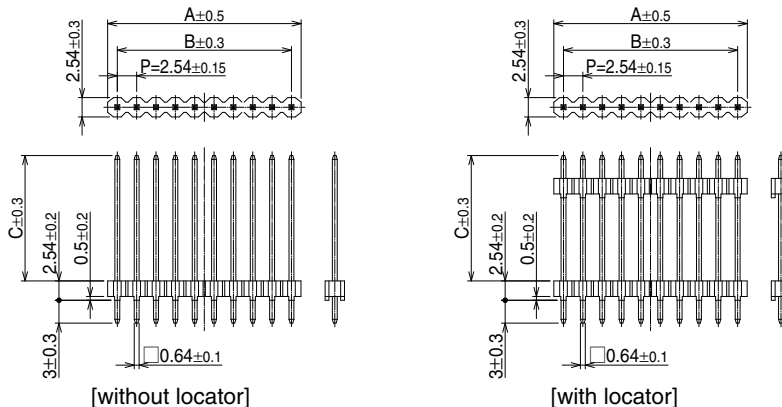
Note 1 : A quantity for delivery is determined 100 pcs/pack. Please order the products per pack.

Single Row Straight Pin Header



●Board Through-hole Diameter : $\phi 1.0^{+0.1}$

[Specific No.] (**), **
(55) : Tin plated
(01) : Gold plated



●MDF7 (PCB distance : 2.54 to 5.5mm)

●MDF7B (PCB distance : 2.54 to 12mm)

Unit : mm

Unit : mm

Part No.	HRS No.	No. of Contacts	A	B	C	RoHS
MDF7-3P-2.54DSA(**)	547-0220-1 **	3	7.62	5.08	10	Yes
MDF7-5P-2.54DSA(**)	547-0113-1 **	5	12.70	10.16		
MDF7-6P-2.54DSA(**)	547-0130-0 **	6	15.24	12.70		
MDF7-7P-2.54DSA(**)	547-0148-6 **	7	17.78	15.24		
MDF7-8P-2.54DSA(**)	547-0149-9 **	8	20.32	17.78		
MDF7-9P-2.54DSA(**)	547-0150-8 **	9	22.86	20.32		
MDF7-10P-2.54DSA(**)	547-0039-0 **	10	25.40	22.86		
MDF7-11P-2.54DSA(**)	547-0151-0 **	11	27.94	25.40		
MDF7-12P-2.54DSA(**)	547-0043-8 **	12	30.48	27.94		
MDF7-13P-2.54DSA(**)	547-0152-3 **	13	33.02	30.48		
MDF7-14P-2.54DSA(**)	547-0153-6 **	14	35.56	33.02		
MDF7-15P-2.54DSA(**)	547-0018-0 **	15	38.10	35.56		
MDF7-16P-2.54DSA(**)	547-0111-6 **	16	40.64	38.10		
MDF7-17P-2.54DSA(**)	547-0154-9 **	17	43.18	40.64		
MDF7-18P-2.54DSA(**)	547-0022-8 **	18	45.72	43.18		
MDF7-19P-2.54DSA(**)	547-0155-1 **	19	48.26	45.72		
MDF7-20P-2.54DSA(**)	547-0123-5 **	20	50.80	48.26		
MDF7-21P-2.54DSA(**)	547-0156-4 **	21	53.34	50.80		
MDF7-22P-2.54DSA(**)	547-0157-7 **	22	55.88	53.34		
MDF7-23P-2.54DSA(**)	547-0158-0 **	23	58.42	55.88		
MDF7-24P-2.54DSA(**)	547-0159-2 **	24	60.96	58.42		
MDF7-25P-2.54DSA(**)	547-0023-0 **	25	63.50	60.96		

Part No.	HRS No.	No. of Contacts	A	B	C	RoHS
MDF7B-3P-2.54DSA(**)	547-0304-0 **	3	7.62	5.08	16.46	Yes
MDF7B-5P-2.54DSA(**)	547-0133-9 **	5	12.70	10.16		
MDF7B-6P-2.54DSA(**)	547-0131-3 **	6	15.24	12.70		
MDF7B-7P-2.54DSA(**)	547-0177-4 **	7	17.78	15.24		
MDF7B-8P-2.54DSA(**)	547-0178-7 **	8	20.32	17.78		
MDF7B-9P-2.54DSA(**)	547-0179-0 **	9	22.86	20.32		
MDF7B-10P-2.54DSA(**)	547-0048-1 **	10	25.40	22.86		
MDF7B-11P-2.54DSA(**)	547-0047-9 **	11	27.94	25.40		
MDF7B-12P-2.54DSA(**)	547-0041-2 **	12	30.48	27.94		
MDF7B-13P-2.54DSA(55)	547-0180-9 55	13	33.02	30.48		
MDF7B-14P-2.54DSA(55)	547-0181-1 55	14	35.56	33.02		
MDF7B-15P-2.54DSA(**)	547-0024-3 **	15	38.10	35.56		
MDF7B-16P-2.54DSA(**)	547-0182-4 **	16	40.64	38.10		
MDF7B-17P-2.54DSA(55)	547-0183-7 55	17	43.18	40.64		
MDF7B-18P-2.54DSA(55)	547-0025-6 55	18	45.72	43.18		
MDF7B-19P-2.54DSA(55)	547-0184-0 55	19	48.26	45.72		
MDF7B-20P-2.54DSA(**)	547-0052-9 **	20	50.80	48.26		
MDF7B-21P-2.54DSA(55)	547-0185-2 55	21	53.34	50.80		
MDF7B-22P-2.54DSA(55)	547-0186-5 55	22	55.88	53.34		
MDF7B-23P-2.54DSA(55)	547-0066-3 55	23	58.42	55.88		
MDF7B-24P-2.54DSA(55)	547-0067-6 55	24	60.96	58.42		
MDF7B-25P-2.54DSA(55)	547-0026-9 55	25	63.50	60.96		

Note 1 : PCB distance in the above table represents the case where the 1.6mm thickness board is used.

Note 2 : The quantity for delivery is determined 100 pcs/pack. Please order the products per pack.

Feb. 1. 2022 Copyright 2022 HIROSE ELECTRIC CO., LTD. All Rights Reserved.

●MDF7P (PCB distance : 2.54 to 8mm)

●MDF7C (PCB distance : 5.08 to 15mm, with Locator)

Unit : mm

Unit : mm

Part No.	HRS No.	No. of Contacts	A	B	C	RoHS	Part No.	HRS No.	No. of Contacts	A	B	C	RoHS
MDF7P-3P-2.54DSA(01)	547-0462-0 01	3	7.62	5.08			MDF7C-3P-2.54DSA(**)	547-0489-7 **	3	7.62	5.08		
MDF7P-5P-2.54DSA(**)	547-0511-4 **	5	12.70	10.16			MDF7C-5P-2.54DSA(**)	547-0344-4 **	5	12.70	10.16		
MDF7P-6P-2.54DSA(**)	547-0513-0 **	6	15.24	12.70			MDF7C-6P-2.54DSA(55)	547-0268-8 55	6	15.24	12.70		
MDF7P-7P-2.54DSA(**)	————	7	17.78	15.24			MDF7C-7P-2.54DSA(**)	547-0378-6 **	7	17.78	15.24		
MDF7P-8P-2.54DSA(55)	547-0514-2 55	8	20.32	17.78			MDF7C-8P-2.54DSA(55)	547-0375-8 55	8	20.32	17.78		
MDF7P-9P-2.54DSA(**)	————	9	22.86	20.32			MDF7C-9P-2.54DSA(55)	547-0506-4 55	9	22.86	20.32		
MDF7P-10P-2.54DSA(55)	547-0360-0 55	10	25.40	22.86			MDF7C-10P-2.54DSA(55)	547-0191-5 55	10	25.40	22.86		
MDF7P-11P-2.54DSA(**)	————	11	27.94	25.40			MDF7C-11P-2.54DSA(55)	547-0376-0 55	11	27.97	25.40		
MDF7P-12P-2.54DSA(55)	547-0345-7 55	12	30.48	27.94			MDF7C-12P-2.54DSA(**)	547-0475-2 **	12	30.48	27.94		
MDF7P-13P-2.54DSA(**)	————	13	33.02	30.48			MDF7C-13P-2.54DSA(55)	547-0401-6 55	13	33.02	30.48		
MDF7P-14P-2.54DSA(55)	547-0385-1 55	14	35.56	33.02	12.5	Yes	MDF7C-14P-2.54DSA(55)	547-0380-8 55	14	35.56	33.02	19.46	Yes
MDF7P-15P-2.54DSA(55)	547-0230-5 55	15	38.10	35.56			MDF7C-15P-2.54DSA(55)	547-0187-8 55	15	38.10	35.56		
MDF7P-16P-2.54DSA(55)	547-0346-0 55	16	40.64	38.10			MDF7C-16P-2.54DSA(**)	————	16	40.64	38.10		
MDF7P-17P-2.54DSA(**)	————	17	43.18	40.64			MDF7C-17P-2.54DSA(**)	————	17	43.18	40.64		
MDF7P-18P-2.54DSA(**)	————	18	45.72	43.18			MDF7C-18P-2.54DSA(55)	547-0029-7 55	18	45.72	43.18		
MDF7P-19P-2.54DSA(55)	547-0347-2 55	19	48.26	45.72			MDF7C-19P-2.54DSA(55)	547-0361-3 55	19	48.26	45.72		
MDF7P-20P-2.54DSA(**)	————	20	50.80	48.26			MDF7C-20P-2.54DSA(**)	547-0198-4 **	20	50.80	48.26		
MDF7P-21P-2.54DSA(**)	————	21	53.34	50.80			MDF7C-21P-2.54DSA(**)	————	21	53.34	50.80		
MDF7P-22P-2.54DSA(**)	————	22	55.88	53.34			MDF7C-22P-2.54DSA(**)	————	22	55.88	53.34		
MDF7P-23P-2.54DSA(**)	————	23	58.42	55.88			MDF7C-23P-2.54DSA(55)	547-0909-0 55	23	58.42	55.88		
MDF7P-24P-2.54DSA(**)	————	24	60.96	58.42			MDF7C-24P-2.54DSA(**)	————	24	60.96	58.42		
MDF7P-25P-2.54DSA(55)	547-0348-5 55	25	63.50	60.96			MDF7C-25P-2.54DSA(55)	547-0305-2 55	25	63.50	60.96		


Note 1 : PCB distance in the above table represents the case where the 1.6mm thickness board is used.

Note 2 : A quantity for delivery is determined 100 pcs/pack. Please order the products per pack.

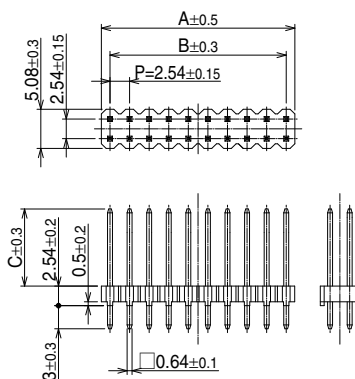
Note 3 : As for the products, which HRS No. is not indicated in the above table, we will correspond to samples, and mass-production according to your demand. Please contact our account executive, as required.

Feb. 1. 2022 Copyright 2022 HIROSE ELECTRIC CO., LTD. All Rights Reserved.

Double-Row Straight Pin Header



●Board Through-hole Diameter : $\phi 1.0^{+0.1}$



[Specific No.] (**), **
(55) : Tin plated
Blank : Gold plated

●MDF7 (PCB distance : 2.54 to 5.5mm)

●MDF7P (PCB distance : 2.54 to 8mm)

Unit : mm						Unit : mm							
Part No.	HRS No.	No. of Contacts	A	B	C	RoHS	Part No.	HRS No.	No. of Contacts	A	B	C	RoHS
MDF7-12DP-2.54DSA(**)	547-0034-7 **	12	15.24	12.70	10	Yes	MDF7P-12DP-2.54DSA(**)	547-0407-2 **	12	15.24	12.70	12.5	Yes
MDF7-14DP-2.54DSA(**)	547-0365-4 **	14	17.78	15.24			MDF7P-14DP-2.54DSA(**)	—	14	17.78	15.24		
MDF7-16DP-2.54DSA(**)	547-0364-1 **	16	20.32	17.78			MDF7P-16DP-2.54DSA(55)	547-0367-0 55	16	20.32	17.78		
MDF7-20DP-2.54DSA(**)	547-0114-4 **	20	25.40	22.86			MDF7P-20DP-2.54DSA(55)	547-0260-6 55	20	25.40	22.86		
MDF7-22DP-2.54DSA(**)	547-0093-6 **	22	27.94	25.40			MDF7P-22DP-2.54DSA(55)	547-0261-9 55	22	27.94	25.40		
MDF7-24DP-2.54DSA(**)	547-0250-2 **	24	30.48	27.94			MDF7P-24DP-2.54DSA(**)	547-0262-1 **	24	30.48	27.94		
MDF7-26DP-2.54DSA(**)	547-0251-5 **	26	33.02	30.48			MDF7P-26DP-2.54DSA(**)	547-0263-4 **	26	33.02	30.48		
MDF7-30DP-2.54DSA(**)	547-0037-5 **	30	38.10	35.56			MDF7P-30DP-2.54DSA(55)	547-0264-7 55	30	38.10	35.56		
MDF7-34DP-2.54DSA(**)	547-0252-8 **	34	43.18	40.64			MDF7P-34DP-2.54DSA(**)	—	34	43.18	40.64		

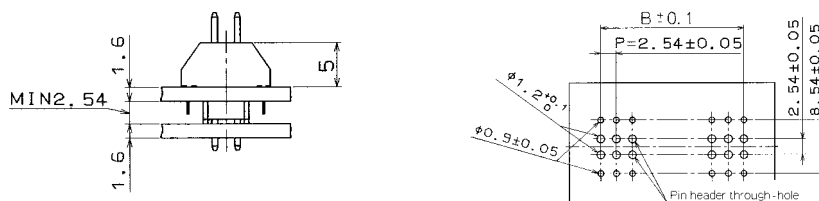
Note 1 : PCB distance in the above table represents the state where the 1.6mm thickness board is used.

Note 2 : A quantity for delivery is determined 100 pcs/pack. Please order the products per pack.

Note 3 : As for the products, which HRS No. is not indicated in the above table, we will correspond to samples, and mass-production according to your demand. Please contact our account executive, as required.

Application Pattern and PCB mounting pattern

●When the double-row straight pin header is used



Precautions

1. Recommended Soldering Condition	<ul style="list-style-type: none"> ■Flow Condition by Automatic Soldering Unit Soldering temperature : 255±5°C, Soldering time: within 10 seconds ■Manual Soldering Condition Soldering iron temperature : 340±10°C, Soldering time : within 3 seconds
2. Board Masking	<p>If the automatic soldering unit is used, block the pin header through-hole on the receptacle mounted board with the masking tape, etc., and prevent the flux pervasion.</p> <p>In addition, if much flux is adhered so as to affect the contact, please be sure to clean the board.</p>
3. Cleaning Condition	Refer to Wire-to-Board Connector Use Hand book.
4. Cautions	<ul style="list-style-type: none"> ■It is impossible to fix the board to the board by the connector only. Please take actions to fix the board without using the connector. ■If the board deformation could occur due to vibration, please use the gold plating. ■Don't use the connector as the top entry.

USA:

HIROSE ELECTRIC (U.S.A.), INC. HEADQUARTERS CHICAGO OFFICE
2300 Warrenville Road, Suite 150,
Downers Grove, IL 60515
Phone : +1-630-282-6700
<http://www.hirose.com/us/>

USA:

HIROSE ELECTRIC (U.S.A.), INC. SAN JOSE OFFICE
2841 Junction Ave, Suite 200
San Jose, CA. 95134
Phone : +1-408-253-9640
Fax : +1-408-253-9641
<http://www.hirose.com/us/>

USA:

HIROSE ELECTRIC (U.S.A.), INC. DETROIT OFFICE (AUTOMOTIVE)
17197 N. Laurel Park Drive, Suite 253,
Livonia, MI 48152
Phone : +1-734-542-9963
Fax : +1-734-542-9964
<http://www.hirose.com/us/>

USA:

HIROSE ELECTRIC (U.S.A.), INC. BOSTON OFFICE
300 Brickstone Square Suite 201,
Andover, MA 01810
Phone : +1-978-662-5255

THE NETHERLANDS:

HIROSE ELECTRIC EUROPE B.V.
Hogehillweg #8 1101 CC Amsterdam Z-0
Phone : +31-20-6557460
Fax : +31-20-6557469
<http://www.hirose.com/eu/>

GERMANY:

HIROSE ELECTRIC EUROPE B.V. GERMAN BRANCH
Schoenbergstr. 20, 73760 ostfildern
Phone : +49-711-456002-1
Fax : +49-711-456002-299
<http://www.hirose.com/eu/>

GERMANY:

HIROSE ELECTRIC EUROPE B.V. NUREMBERG OFFICE
Neumeyerstrasse 22-26, 90411 Nurnberg
Phone : +49-911 32 68 89 63
Fax : +49-911 32 68 89 69
<http://www.hirose.com/eu/>

GERMANY:

HIROSE ELECTRIC EUROPE B.V. HANOVER OFFICE
Bayernstr. 3, Haus C 30855 Langenhagen, Germany
Phone : +49-511 97 82 61 30
Fax : +49-511 97 82 61 35
<http://www.hirose.com/eu/>

FRANCE:

HIROSE ELECTRIC EUROPE B.V. PARIS OFFICE
130 Avenue Joseph Kessel, Bat E, 78960
Voisins le Bretonneux, France
Phone : +33-1-85764886
Fax : +33-1-85764823
<http://www.hirose.com/eu/>

UNITED KINGDOM:

HIROSE ELECTRIC EUROPE BV (UK BRANCH)
4 Newton Court, Kelvin Drive, Knowlhill,
Milton Keynes, MK5 8NH
Phone : +44-1908 202050
Fax : +44-1908 202058
<http://www.hirose.com/eu/>

CHINA:

HIROSE ELECTRIC (CHINA) CO., LTD. (SHANGHAI, HEADQUARTERS)
18, Enterprise Center Tower 2, 209# Gong He
Road, Jing'an District, Shanghai, CHINA 200070
Phone : +86-21-6391-3355
Fax : +86-21-6391-3335
<http://www.hirose.com/cn/>

CHINA:

HIROSE ELECTRIC (CHINA) CO., LTD. BEIJING BRANCH
A1001, Ocean International Center, Building 56# East 4th
Ring Middle Road, ChaoYang District, Beijing, 100025
Phone : +86-10-5165-9332
Fax : +86-10-5908-1381
<http://www.hirose.com/cn/>

CHINA:

HIROSE ELECTRIC (CHINA) CO., LTD. SHENZHEN BRANCH
Room 09-13, 19/F, Office Tower Shun Hing Square, Di Wang Commercial Centre,
5002 Shen Nan Dong Road, Shenzhen City, Guangdong Province, 518008
Phone : +86-755-8207-0851
Fax : +86-755-8207-0873
<http://www.hirose.com/cn/>

HONG KONG:

HIROSE ELECTRIC HONGKONG TRADING CO., LTD.
Room 1001, West Wing, Tsim Sha Tsui Centre, 66
Mody Road, Tsim Sha Tsui East, Kowloon, Hong Kong
Phone : +852-2803-5338
Fax : +852-2591-6560
<http://www.hirose.com/hk/>

TAIWAN:

HIROSE ELECTRIC TAIWAN CO., LTD.
103 8F, No.87, Zhengzhou Rd., Taipei
Phone : +886-2-2555-7377
Fax : +886-2-2555-7355
<http://www.hirose.com/tw/>

KOREA:

HIROSE KOREA CO., LTD.
143, Gongdan 1-daero, Siheung-si,
Gyeonggi-do, 15084, Korea
Phone : +82-31-496-7000
Fax : +82-31-496-7100
<http://www.hirose.co.kr/>

SINGAPORE:

HIROSE ELECTRIC SINGAPORE PTE. LTD.
03, Anson Road, #20-01, Springleaf Tower,
Singapore 079909
Phone : +65-6324-6113
Fax : +65-6324-6123
<http://www.hirose.com/sg/>

INDIA:

HIROSE ELECTRIC SINGAPORE PTE. LTD. DELHI LIAISON OFFICE
Office NO.552, Regus-Green Boulevard, Level5, Tower C,
Sec62, Plot B-9A, Block B, Noida, 201301, Uttar Pradesh, India
Phone : +91-12-660-8018
Fax : +91-120-4804949
<http://www.hirose.com/sg/>

INDIA:

HIROSE ELECTRIC SINGAPORE PTE. LTD. BANGALORE LIAISON OFFICE
Unit No-403, 4th Floor, No-84, Barton Centre, Mahatma
Gandhi (MG) Road, Bangalore 560 001, Karnataka, India
Phone : +91-80-4120 1907
Fax : +91-80-4120 9908
<http://www.hirose.com/sg/>

MALAYSIA:

PENANG REPRESENTATIVE OFFICE
73-3-1, Ideal@The One, Jalan Mahsuri, Bayan
Lepas Penang, 11950, Malaysia
Phone : +604-648-5536
<http://www.hirose.com/sg/>

THAILAND:

BANGKOK OFFICE (REPRESENTATIVE OFFICE)
Unit 4703, 47th FL., 1 Empire Tower, South Sathorn
Road, Yannawa, Sathorn, Bangkok 10120 Thailand
Phone : +66-2-686-1255
Fax : +66-2-686-3433
<http://www.hirose.com/sg/>

**HIROSE ELECTRIC CO., LTD.**

2-6-3, Nakagawa Chuoh, Tsuzuki-Ku, Yokohama-Shi 224-8540, JAPAN
TEL: +81-45-620-3526 Fax: +81-45-591-3726
<http://www.hirose.com>
<http://www.hirose-connectors.com>