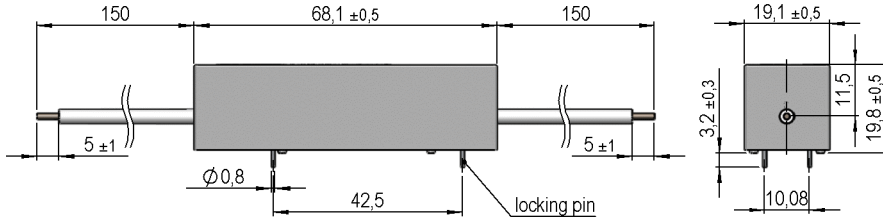



### Dimensions (mm)

tolerances according to DIN ISO 2768-m  
 Toleranzen gem. DIN ISO 2768-m



### Isometric

Scale 1:2  
 Massstab 1:2



### Cable

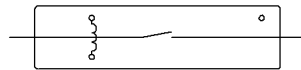
silicone high voltage wire AWG20  
 UL-Style 3239  
 colour white

### Terminals

ends tinned  
 Enden verzinnt

### Layout

Top View  
 Draufsicht



### Marking

according to EN60062/factory code  
 gem. EN60062/Fertigungsstätte



Coil Data at 20 °C	Conditions	Min	Typ	Max	Unit
Coil resistance		540	600	660	Ohm
Coil voltage			24		VDC
Rated power			960		mW
Thermal resistance	max. Relay temperature = operating temperature + self heating		24		K/W
Pull-In voltage				18	VDC
Drop-Out voltage		2			VDC

Contact data 69	Conditions	Min	Typ	Max	Unit
Contact rating	Any DC combination of V & A not to exceed their individual max.'s			50	W
Switching voltage	DC or Peak AC			10,000	V
Switching current	DC or Peak AC			3	A
Carry current	DC or Peak AC			5	A
Contact resistance static	Measured with 40% overdrive Start Value			150	mOhm
Insulation resistance	RH <45 %, 100 V test voltage	10			TOhm
Breakdown voltage	according to EN 60255-5	15			kV DC
Operate time incl. bounce	measured with 40% overdrive			3	ms
Release time	measured with no coil excitation			1,5	ms
Capacitance	@ 10 kHz across open switch		0,8		pF

Special Product Data	Conditions	Min	Typ	Max	Unit
Number of contacts				1	
Contact - form				A - NO	
Dielectric Strength Coil/Contact	according to EN 60255-5	15			kV DC
Insulation resistance Coil/Contact	RH <45%, 200 VDC test voltage	10			TOhm
Case colour					
Housing material				UL94-HB File-No. E45329 (M); Lexan 141R / GE	
Sealing compound				UL94-V2 File-No E72640 (M) PU E8702 FW-Z/Herberts	
Mounting or coil material				UL94-V-0 File No. QMFZ-2. E42337; CELANEX PBT	
Connection pins				Copper alloy tin plated	
Magnetic Shield				no	
Reach / RoHS conformity				yes	



*Products for tomorrow...*

Europe: +49 / 7731 8399 0 | Email: info@meder.com  
USA: +1 / 508 295 0771 | Email: salesusa@meder.com  
Asia: +852 / 2955 1682 | Email: salesasia@meder.com

Item No.:  
**8424169158**  
Item:  
**HM24-1A69-150-UL**

Environmental data	Conditions	Min	Typ	Max	Unit
Shock	1/2 sine wave duration 11ms			50	g
Vibration	from 10 - 2000 Hz			20	g
Operating temperature		-20		70	°C
Storage temperature		-35		105	°C
Soldering temperature	wave soldering max. 5 sec.			260	°C
Washability		fully sealed			

General data	Conditions	Min	Typ	Max	Unit
Total weight			50		g
Packaging		carton pallette cable version, a 10 pcs.			

Modifications in the sense of technical progress are reserved

Designed at: 15.04.04    Designed by: EBUNKE  
Last Change at: 20.08.10    Last Change by: WKOVACS

Approval at: 27.01.09    Approval by: KOLBRICH  
Approval at: 20.08.10    Approval by: KOLBRICH

Version: 05