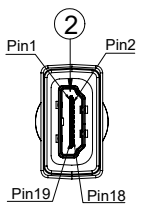
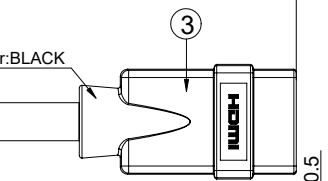
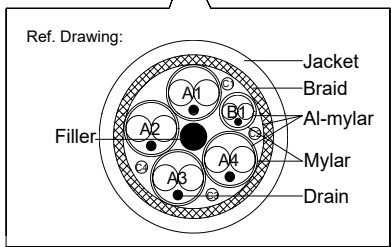
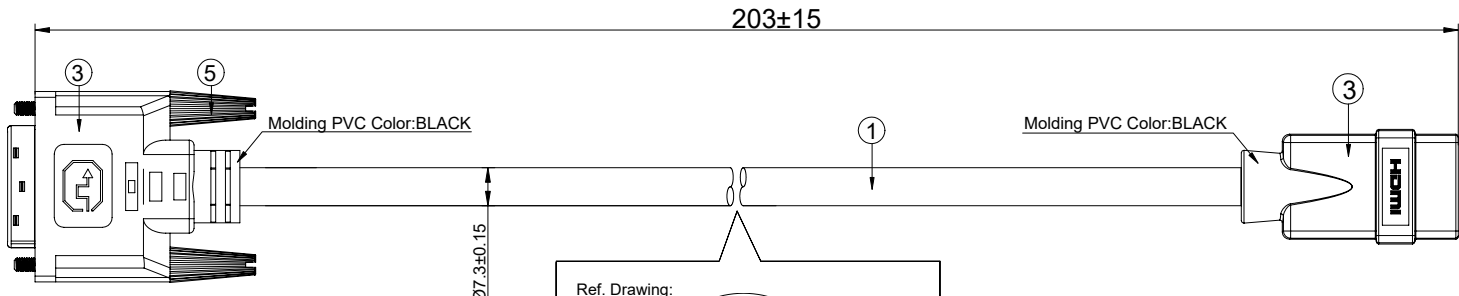
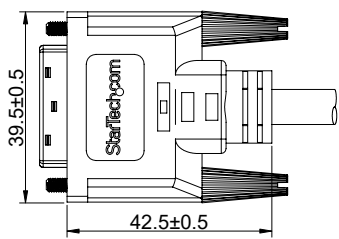
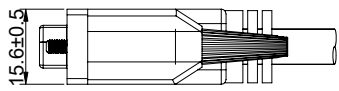
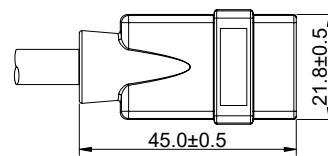
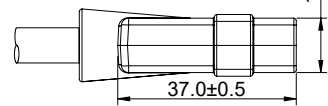


(CN.1)



(CN.2)



(A). Wire Pin Assignment and Wire Description:

CN. 1	PAIR#	CN. 2	COLOUR
2	✕	1	WHITE
1		3	BLUE
3	PAIR1	2	DRAIN
10	✕	4	WHITE
9		6	BLUE
11	PAIR2	5	DRAIN
18	✕	7	WHITE
17		9	BLUE
19	PAIR3	8	DRAIN
23	✕	10	WHITE
24		12	BLUE
22	PAIR4	11	DRAIN
6	SIGNAL	15	BLUE
7	SIGNAL	16	GREEN
15	SIGNAL	17	PURPLE
14	SIGNAL	18	RED
16	SIGNAL	19	YELLOW
SHELL		SHELL	BRAID

- (B). Electrical Testing :
- a. Open/Short: 100%. Testing Line-Process.
  - b. HI-POT: 100V AC/0.1sec.
  - c. Insulation Resistance: 10MΩ (MIN) 300V DC
  - d. Conductive Resistance: 5Ω (MAX)

ITEM	MATERIALS LIST & SPEC. DESCRIPTION	Q'TY
⑤	DVI Thumb 4-40 UNC Screws	2PCS
④	DVI-D 24+1 Male Connector Black	1PCS
③	MOLDED Color: Black PVC	/
②	HDMI A FEMALE 19 PIN CONNECTOR. (GOLD PLATED CONTACTS, GOLD PLATED SHELL.)	1SET
①	HDMI CABLE: [(28AWG*2C+EAM)*4P+(30AWG*2C+EAM)*1P+(30AWG*4C)]+AB, OD:7.3mm Braid:65% Jacket Color: Black PVC	/

THIRD ANGLE PROJECTION

**GENERAL NOTES**  
DIMENSIONS ARE IN MM - DO NOT SCALE

THIS DOCUMENT CONTAINS CONFIDENTIAL, PROPRIETARY INFORMATION THAT IS PROPERTY OF STARTECH.COM

PRODUCT ID	HDDVIFM8IN
DESCRIPTION	8in HDMI to DVI-D Video Cable Adapter - HDMI Female to DVI Male
DO NOT SCALE	SHEET: 1 OF: 1
UPLOAD DATE: 10/08/2020	