



preci-dip

WWW.PRECIDIP.COM TEL +41 32 421 04 00 SALES@PRECIDIP.COM


# SOCKET CONNECTORS 2.54 mm

MATING PIN Ø 0.76 mm / SINGLE ROW / DOUBLE ROW / SURFACE MOUNT

Socket connectors, SMD perpendicular mount.

## TECHNICAL SPECIFICATIONS (FOR GENERAL SPECS, SEE PAGE 43)

INSULATOR	Black glass filled polyester PCT-GF30-FR
FLAMMABILITY	UL 94V-0
SLEEVE	Brass CuZn36Pb3 (C36000)
CONTACT CLIP (6 FINGER)	Beryllium copper (C17200)
MATING PINS	Ø 0.70 to 0.90 mm, $\nabla$ 0.635 mm
FORCES	1.2 N typ. insertion 0.6 N typ. withdrawal (polished steel gauge Ø 0.76 mm)
MECHANICAL LIFE	Min. 500 cycles
RATED CURRENT	3 A
CONTACT RESISTANCE	Max. 10 m $\Omega$
DIELECTRIC STRENGTH	Min. 1'000 V <sub>RMS</sub>
COPLANARITY SMD TERMINATIONS	Max. 0.1 mm (measured on 25 mm long connectors)



For corresponding pin connectors, see pages 109-119.

Other plating on request (see page 178 for plating specs).

**NNN number of poles.** Replace **NNN** with the requested number of poles, e.g. 803-87-**NNN**-30-002101 for a double row version with 16 pins becomes 803-87-**016**-30-002101.

## ORDERING INFORMATION ROHS COMPLIANT PARTS

PP PLATING CODE	SLEEVE	CLIP
87	Tin	Flash gold
83	Tin	0.75 $\mu$ m gold

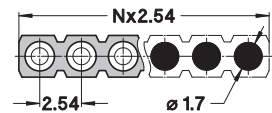
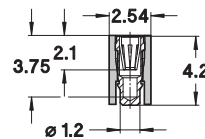
### 801-PP-NNN-30-480101

SMD socket connector, single row, perpendicular mount with self-levelling floating contacts

AVAILABILITY FROM 2 to 12 contacts (standard number of contacts: 12)  
For connectors having more than 9 contacts, the coplanarity issue is to be addressed specifically



T & R Packaging



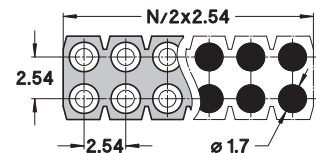
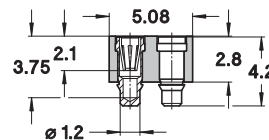
### 803-PP-NNN-30-480101

SMD socket connector, double row, perpendicular mount with self-levelling floating contacts

AVAILABILITY FROM 4 to 64 contacts (standard number of contacts: 64)  
For connectors having more than 9 contacts per row, the coplanarity issue is to be addressed specifically



T & R Packaging



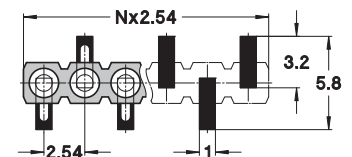
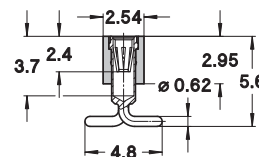
### 801-PP-NNN-30-002101

SMD socket connector, single row, perpendicular mount with gull-wing terminations

AVAILABILITY FROM 3 to 64 contacts (standard number of contacts: 64)  
For connectors having more than 9 contacts, the coplanarity issue is to be addressed specifically



T & R Packaging



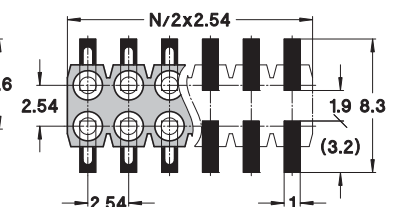
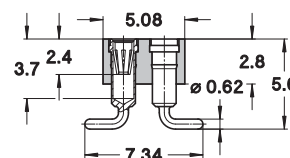
### 803-PP-NNN-30-002101

SMD socket connector, double row, perpendicular mount with gull-wing terminations

AVAILABILITY FROM 4 to 72 contacts (standard number of contacts: 40 and 72)  
For connectors having more than 9 contacts per row, the coplanarity issue is to be addressed specifically



T & R Packaging





preci-dip

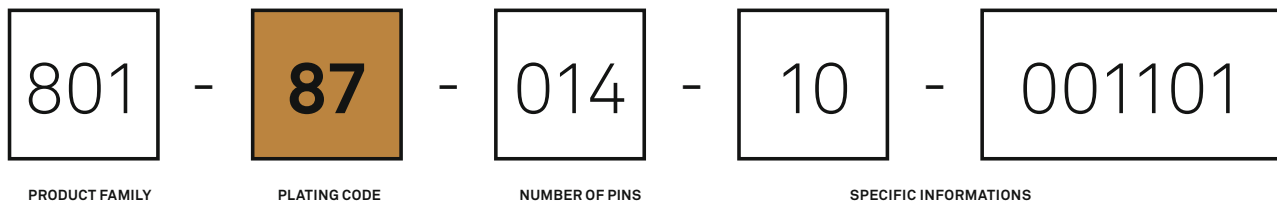
WWW.PRECIDIP.COM TEL +41 32 421 04 00 SALES@PRECIDIP.COM

# GENERAL INFORMATION

## PART NUMBERS AND PRODUCT IDENTIFICATION

PRECI-DIP products are all identified with a unique part number. These numbers are built with up to 5 groups of digits separated by dashes. Each of these groups has its own signification, making it possible to identify the major characteristics of the product from the part number.

Please find below a brief explanation of PRECI-DIP identification codes for connectors and sockets:



### PRODUCT FAMILY

- 81 x, 8Px Spring-loaded connectors
- 1 xx, 2xx DIL sockets
- 3xx, 4xx, 8xx PCB connectors
- 5xx BGA, PGA and PLCC sockets
- 6xx, 7xx Carriers
- 9xx Circular connectors, TO sockets

### PLATING CODE

The standard plating codes are listed and specified in the catalog section Contacts under General technical specifications at page 178.

Tin-plated PRECI-DIP products had to be changed to become RoHS compliant and have received a new part number to allow clear identification. Tin-lead plating was replaced by pure tin plating and the old plating code 9x was replaced by 8x.

### NUMBER OF PINS

These figures indicate always the total number of contacts of the product.

### SPECIFIC INFORMATIONS

The last two groups of digits can have different significations depending on the product family:

- Type of terminations (PCB connectors):
 

10	Straight solder pin
20	Right angle solder pin
30 and 40	SMD
5x	Wire-wrap
6x	Solderless press fit
- Type of clip (DIL sockets):
 

00	no clip	4x	4 finger
31	3 finger	6x	6 finger
- Packaging versions:
 

003101	for box or tube packaging
003191	for Tape and Reel packaging

### EXAMPLES

**114-87-628-41-134191: DIL socket, 28 pins, 4 finger clip, tape and reel packaging**

**803-87-014-10-003101: PCB connectors, 14 pins, with straight solder pins, box packaging**

## ROHS-COMPLIANT PLATING

**All products displayed in this catalog are compliant with the European Directive 2002/95/EC on the restriction of the use of certain hazardous substances in electrical and electronic equipment (RoHS).**

Please note that standard PRECI-DIP RoHS-compliant parts are additionally identified with a green dot on the packaging.