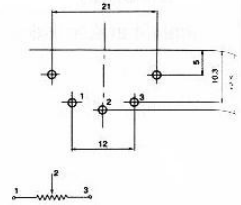
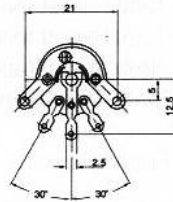
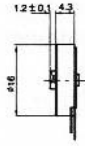
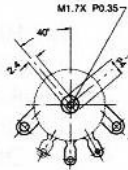


MOLDED CASE ROTARY POTENTIOMETER

Q-4533

F-16N

Standard Type, Single Unit



SPECIFICATIONS

Electrical Characteristics

- Total Resistance..... 100Ω~1MΩ
- Total Resistance Tolerance ± 20%
- Resistance Taper.....A,B,C,D, See P81
- Max. Operation Voltage..... Linear Taper B : AC 200 V. Other Tapers : AC 150V
- Rated Power..... Linear Taper B : 0.1 W, Other Tapers : 0.05 W
- Sliding Noise.....Less than 100 mV
- Insulation Resistance More than 50 MΩ at DC 500 V
- Withstand Voltage.....1 minute at AC 500 V
- Residual ResistanceTerm. 1~2: Less than 10Ω
Term. 2~3: Less than 10Ω
- Switch Circuit..... S.P.S.T
- Switch Contact Resistance.....Less than 50mΩ
- Switch Rated Power..... 1.0 A at AC/DC 12 V

Mechanical Characteristics

- Total Rotational Angle260° ± 10°
- Rotational Torque.....20 gf.cm ~ 150 gf.cm
- Rotational Stopper Strength....2.0 Kgf.cm Min
- Push-Pull Strength.....Push: 1.0 Kg.f.cm Min
- Number of Detents..... Center Detent 1C, 11C, 21C, 41 C
- Switch Rotational Angle40°±5°

Durability

- Switch Action150 gf.cm ~ 450 gf.cm
- Rotational Life 10,000 Cycles