

# Pipe clamps



BESSEY® PC Series pipe clamps are ideal for edge gluing of multiple pieces. These pipe clamps can be used with a variety of pipe lengths, making them incredibly versatile. This traditionally styled version features ACME threaded spindle, a rugged main casting, a high base and multiple clutch plates. These BESSEY pipe clamps are easy to assemble and are an indispensable workshop tool.

**1 Stable base**

The broad base on the assemblies helps to stabilize the clamps during assembly operations.

**2 Tall base**

Improved clearance from the work surface to allow space for tightening the handle.

**3 Cast jaws**


Large clamping surfaces on the malleable cast jaws offer strength and durability.

**4 Smooth action spindle with Hex head\***

ACME spindle allows for fast and strong clamping. Hex head on PC-2 model is a value added feature.

**5 Soft Protective Pads**

Field replaceable, protective pads included.



\*Hex head spindle on PC34-2 and PC12-2 is to facilitate clamping, not augment it. Applying too much clamping force may cause the fixture to fail.

## Pipe clamp, traditional style, PC-2

Large clamping surface. ACME threaded screw. Hex head on spindle. High base improves clearance from the work surface. An economical alternative to the bar clamp.



	Black Pipe Diameter	Throat Depth	Approx. Weight
PC34-2	3/4"	2 3/8"	2.74 lbs
PC12-2	1/2"	2 1/8"	2.02 lbs

**NEW** PC34-2-4PK 4 pieces each of clamp PC34-2  
**NEW** PC12-2-4PK 4 pieces each of clamp PC12-2

Replacement pad sets: PC34-2-PADS, PC12-2-PADS

## Deep reach pipe clamp, traditional style, PC-DR



The traditional pipe clamp features ACME threaded spindle and some extra deep reach!



	Black Pipe Diameter	Throat Depth	Approx. Weight
PC-34DR	3/4"	2 1/2"	2.15 lbs

**NEW** PC-34DR-4PK 4 pieces each of clamp PC-34DR

Replacement pad sets: PC34-DR-PADS



# Pipe clamps



These are exceptionally affordable when you buy the set of clamping fixtures (head and tail piece), and then attach them to a length of iron black pipe (not included). A nice feature of the BESSEY "H" series pipe clamp fixtures is their height. The extra high base provides exceptional clearance from the work surface. This clamp has a clutch disc design for easy adjustments and can be secured at any point along the bar. This clamp meets the rigorous demands of commercial shops, school shops, woodworking or metalworking users.

## 1 Foot assembly

"H" shape foot assembly stabilizes clamp in two dimensions giving dual-axis stability.

## 2 Extra tall base

Extra tall base provides finger-saving clearance from the work surface.

## 3 Cast jaws

Large clamping surfaces on the malleable cast jaws offer strength and durability.

## 4 Smooth action spindle

Smooth action ACME spindle allows for fast and strong clamping action.


## 5 Soft Protective Pads

Field replaceable, protective pads included.



## Pipe clamp, H style, BPC

"H" shape foot assembly stabilizes the BPC pipe clamp in two dimensions giving dual-axis stability. The extra tall base offers clearance between the handle and work surface. The rear jaw slides over the end of the pipe and can be positioned as needed. Clutch plates on the sliding jaw allow for quick, one-handed positioning, while holding the jaw securely when released. The front jaw, with its Acme threaded screw and moveable face plate, screws onto one end of your black threaded iron pipe.



	Black Pipe Diameter	Throat Depth	Approx. Weight
<b>BPC-H34</b>	3/4"	2 1/8"	2.88 lbs
<b>BPC-H12</b>	1/2"	1 1/2"	1.83 lbs

Replacement pad sets: **BPC-H34-PADS** and **BPC-H12-PADS**

Check out our pipe clamps in action!

Please reference our YouTube videos showing BESSEY® products in action.

Search our video database at

[youtube.com/user/BesseyTools](https://youtube.com/user/BesseyTools)

