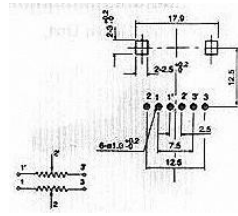
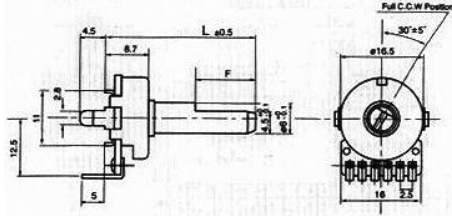



**SNAP-IN INSULATED  
SHAFT ROTARY POTENTIOMETER**

**Q-4577**

**F-164KP**

Horizontal Type, Dual Unit,  
P.C.B. Terminal



**SNAP-IN INSULATED  
SHAFT ROTARY POTENTIOMETER**

**SPECIFICATIONS**

Electrical Characteristics

- Total Resistance..... Single Unit: 500 Ω~1M Ω, Dual Unit:2KΩ~500KΩ
- Total Resistance Tolerance.....±20%
- Resistance Taper.....A,B,C,D, See P81
- Max. Operation Voltage.....Linear Taper B: AC 200 V. Other Tapers : AC 150 V  
Dual Unit: AC 50 V, DC 20 V
- Rated Power..... Linear Taper B: 0.125 W, Other Tapers : 0.06 W  
Dual Unit :0.06W
- Sliding Noise.....Less than 100 mV
- Insulation Resistance.....More than 100 M Ω at DC 250 V
- Withstand Voltage.....1 minute at AC 500 V
- Residual Resistance.....Term.1~2: Less than 20 Ω  
Term.2~3: Less than 20 Ω
- Gang Error (Dual Unit).....- 40 dB ~ 0 dB ±3 dB

Mechanical Characteristics

- Total Rotational Angle.....300° ± 5°
- Rotational Torque.....20gf.cm~200 gf.cm
- Rotational Stopper Strength.....6.0 Kgf.cm Min.
- Push-Pull Strength.....8.0Kgf Min.
- Rotational Life.....10,000 Cycles

Durability

**F-164K Series**

(Unit: mm)

<b>F Shaft</b>		<b>L</b>	18.5	23.5	28.5	33.5
		<b>F</b>	7	12	12	12
<b>Y Shaft</b>		<b>L</b>	18.5	23.5	28.5	33.5
		<b>I</b>	7	12	12	12