

GRM32ER71K475KE14#

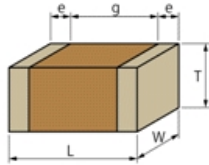
“#” indicates a package specification code.



< List of part numbers with package codes >

GRM32ER71K475KE14L GRM32ER71K475KE14K

Appearance & Shape



References

Packaging	Specifications	Standard Packing Quantity
L	180Embossed Tape	1000
K	330Embossed Tape	4000

Mass (typ.)	
1 piece	110.0mg
φ180mm Reel	168g

Notices

Derating1

Attention

- 1.This datasheet is downloaded from the website of Murata Manufacturing Co., Ltd. Therefore, it's specifications are subject to change or our products in it may be discontinued without advance notice. Please check with our sales representatives or product engineers before ordering.
- 2.This datasheet has only typical specifications because there is no space for detailed specifications. Therefore, please review our product specifications or consult the approval sheet for product specifications before ordering.

GRM32ER71K475KE14#

“#” indicates a package specification code.



Specifications

Length	3.2±0.3mm
Width	2.5±0.2mm
Thickness	2.5±0.2mm
Capacitance	4.7µF ±10%
Distance between external terminals g	1.0mm min.
External terminal size e	0.3mm min.
Operating Temperature Range	-55°C to 125°C
Rated Voltage	80Vdc
Size code in inch(mm)	1210 (3225M)
Capacitance change rate	±15.0%
Temperature characteristics (complied standard)	X7R(EIA)
Temperature range of temperature characteristics	-55°C to 125°C

Attention

1.This datasheet is downloaded from the website of Murata Manufacturing Co., Ltd. Therefore, it's specifications are subject to change or our products in it may be discontinued without advance notice. Please check with our sales representatives or product engineers before ordering.

2.This datasheet has only typical specifications because there is no space for detailed specifications.

Therefore, please review our product specifications or consult the approval sheet for product specifications before ordering.

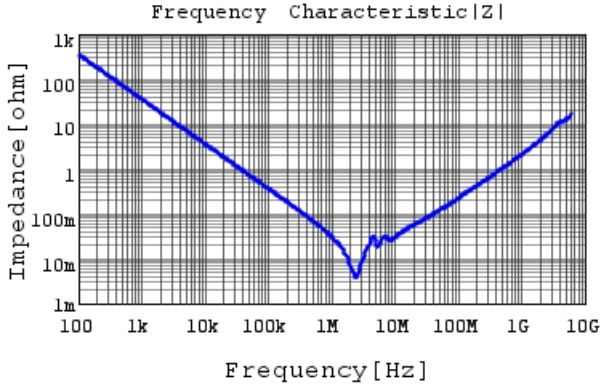
GRM32ER71K475KE14#

"#" indicates a package specification code.

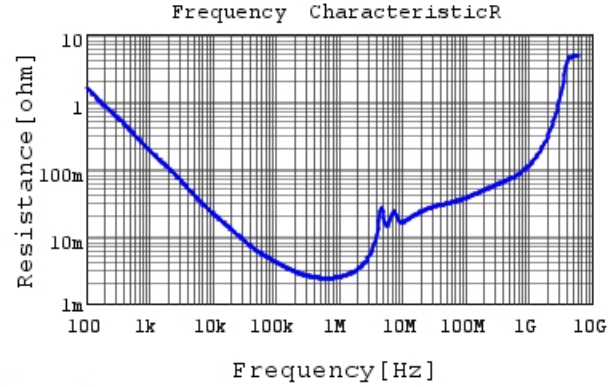


Characteristic Data

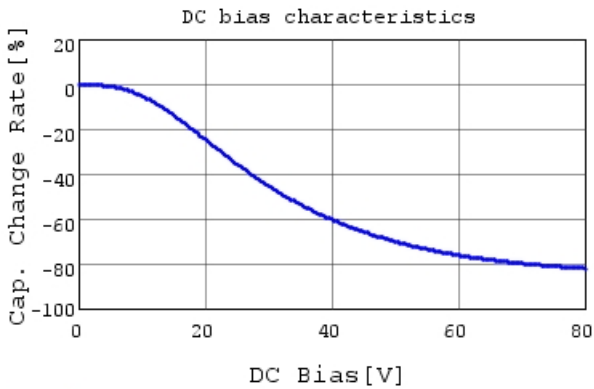
The charts below may show another part number which shares its characteristics.



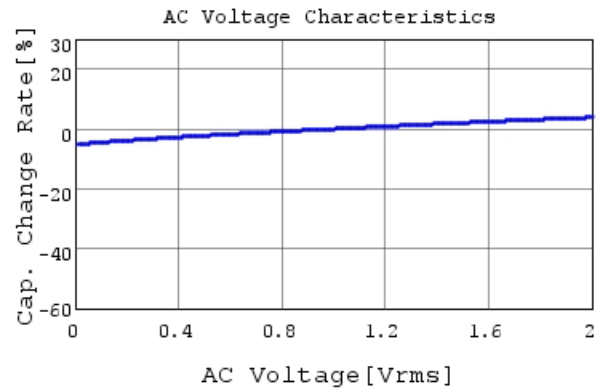
GRM32ER71K475KE14 |Z| DCOV, 25degC



GRM32ER71K475KE14 R DCOV, 25degC



GRM32ER71K475KE14 C-DC bias capchange, 25.0c



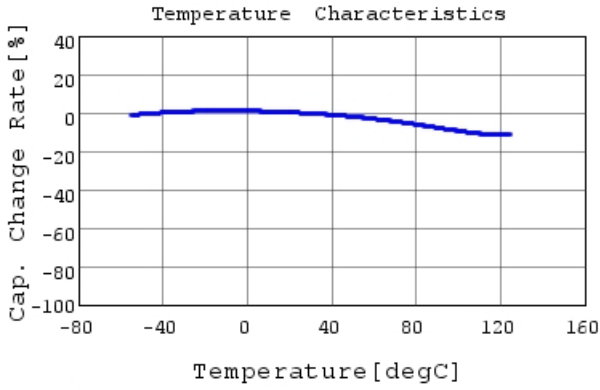
GRM32ER71K475KE14 C-AC Voltage capchange, Dc

Attention

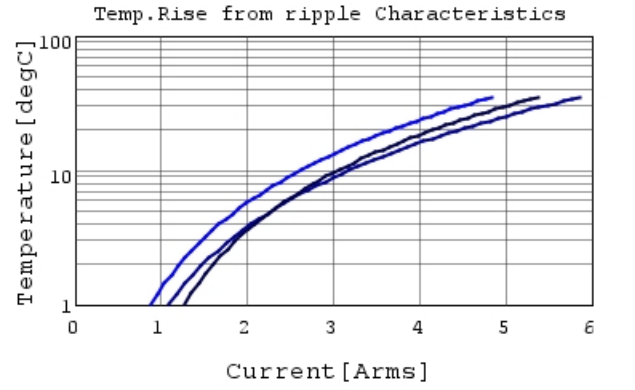
- 1.This datasheet is downloaded from the website of Murata Manufacturing Co., Ltd. Therefore, it's specifications are subject to change or our products in it may be discontinued without advance notice. Please check with our sales representatives or product engineers before ordering.
- 2.This datasheet has only typical specifications because there is no space for detailed specifications. Therefore, please review our product specifications or consult the approval sheet for product specifications before ordering.

GRM32ER71K475KE14#

“#” indicates a package specification code.



GRM32ER71K475KE14 C-Temp. capchange, DC0.0V,



GRM32ER71K475KE14 Temp.rise 100kHz

Attention

- 1.This datasheet is downloaded from the website of Murata Manufacturing Co., Ltd. Therefore, it's specifications are subject to change or our products in it may be discontinued without advance notice. Please check with our sales representatives or product engineers before ordering.
- 2.This datasheet has only typical specifications because there is no space for detailed specifications. Therefore, please review our product specifications or consult the approval sheet for product specifications before ordering.