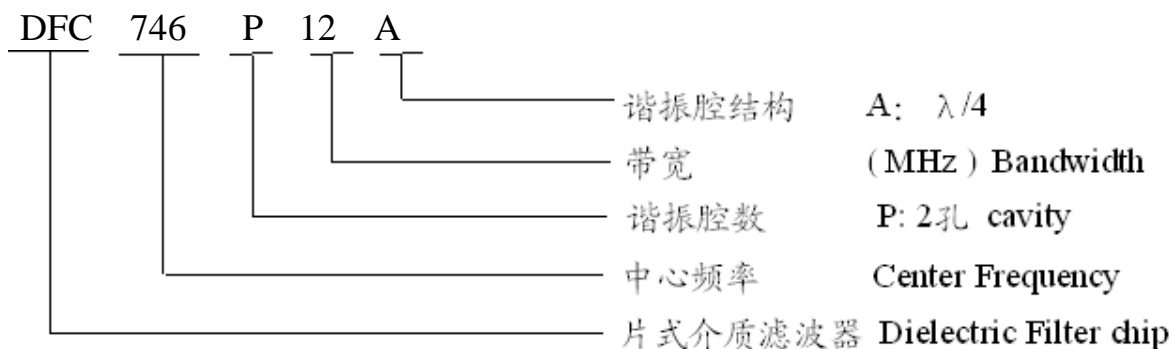


1. 概述 INTRODUCTION

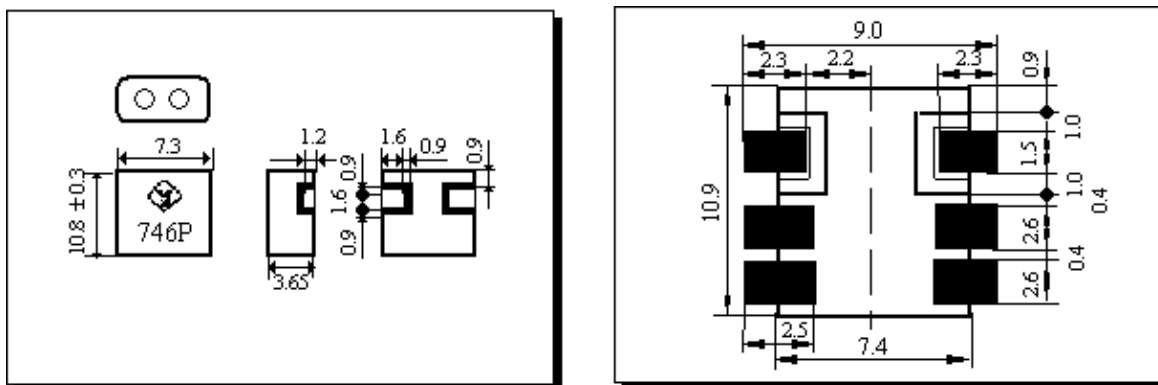
"SHOULDER"微波介质滤波器系列产品设计用于移动和无绳电话机中，具有低的插入损耗、高的衰减和片式设计，能减少复杂的调校工作，可以简化电路设计。

"SHOULDER" Microwave Dielectric filter series are designed to be used in mobile & cordless phones with low insertion loss and high attenuation as well as chip design, which can simplify your complex tuning and circuit design.

2. 型号 Part Number



3. 外型尺寸 Dimension (Unit : mm)



4. 结构及材料 Structure and Material

表 1

No.	Part Name	名称	Structure and material	结构及材料
4.1	Resonator	谐振体	Dielectric material	介质材料
4.2	In/output Terminals	输入输出端子	Ag Plated	镀银
4.3	Ground Base	接地面	Ag Plated	镀银

5. 电气性能

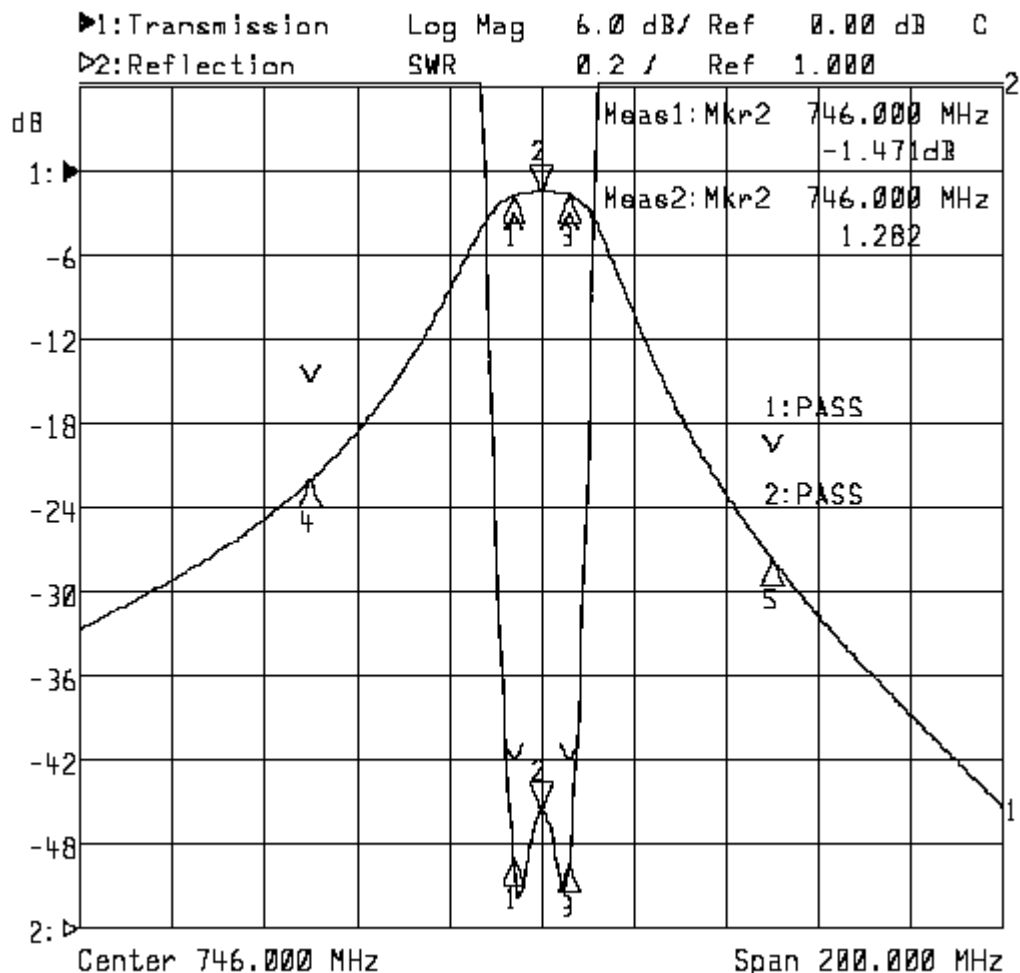
Electrical Characteristics

表 2

No.	Item (项目)	Specifications (特性)	Post Environmental Tolerance (环境试验后允许附加误差)
5.1	Center frequency 中心频率(f_0)	746.00MHz	± 1.5 MHz
5.2	Insertion loss 插入损耗	≤ 3.0 dB (at $25 \pm 5^\circ\text{C}$)	± 0.5 dB
		≤ 3.5 dB (at $-40^\circ\text{C} \sim +85^\circ\text{C}$)	
5.3	Band width 通带宽度	$f_0 \pm 6.0$ MHz	± 0.5 MHz
5.4	Ripple (in BW) 通带波动	≤ 1.0 dB	± 0.5 dB
5.5	V.S.W.R. (in BW) 驻波比	≤ 2.0	± 0.5
5.6	Attenuation (Absolute value) 阻带衰减 (绝对值)	≥ 20 dB(f_0+50 MHz) ≥ 15 dB($f_0 - 50$ MHz)	± 2 dB
5.7	Permissible Input power (Max) 允许最大输入功率	1 Watt	---
5.8	In/output impedance 输入/输出阻抗	50 Ω	---

6. 特性曲线

Characteristic curve



7. 可靠性 **Reliability : MTBF=1×10⁻⁶/pc.hr**

试验条件 : 温度	Temperature :	40±5°C
负荷	Load :	DC=5±0.5V
数量	Quantity :	2000pcs
持续时间	Sustained Time :	480h

8. 环境试验 **Environmental specifications**

经环境试验后允许比起始读数偏差见表 2

Post Environmental Tolerance (Refer to the table 2)

基准条件 : 温度范围	Temperature range	25±5°C
相对湿度范围	Relative Humidity range	55~75%RH
工作温度	Operating Temperature range	-40°C~+85°C
贮藏温度	Storage Temperature range	-40°C~+85°C

8.1 耐湿热特性 **Moisture Proof**

在温度为 40±2°C，相对湿度 90~95% 的恒温湿箱中放置 96 小时，在常温中恢复 1~2 小时后测试，符合表 5.1~5.6 规定。

The device should satisfy the electrical characteristics specified in paragraph 5.1~5.6 after exposed to the temperature 40±2°C and the relative humidity 90~95% RH for 96 hours and 1~2 hours recovery time under normal condition.

8.2 耐振动 **Vibration Resist**

在振动频率为 10~55Hz 振幅为 1.5mm 沿 X.Y.Z 方向各振动 2 小时后测试符合表 5.1~5.6 规定。

The device should satisfy the electrical characteristics specified in paragraph 5.1~5.6 after applied to the vibration of 10 to 55Hz with amplitude of 1.5mm for 2 hours each in X, Y and Z directions.

8.3 耐跌落冲击 **Drop Shock**

在 30cm 高度处按 X, Y, Z 三个面分别自由跌落在木制地板上共 3 次后测试符合表 5.1~5.6 规定。

The device should satisfy the electrical characteristics specified in paragraph 5.1~5.6 after dropping onto the hard wooden board from the height of 30cm for 3 times each facet of the 3 dimensions of the device.

8.4 高温特性 **High Temperature Endurance**

在温度为 85±5°C 的恒温箱中放置 24±2 小时，在常温中恢复 1~2 小时后测试。符合表 5.1~5.6 规定。

The device should satisfy the electrical characteristics specified in paragraph 5.1~5.6 after exposed to temperature 85±5°C for 24±2 hours and 1~2 hours recovery time under normal temperature.

8.5 低温特性 **Low Temperature Endurance**

在温度为 $-40^{\circ}\text{C}\pm 5^{\circ}\text{C}$ 低温箱中放置 24 ± 2 小时后恢复 1~2 小时测试符合表 5.1~5.6 规定。

The device should also satisfy the electrical characteristics specified in paragraph 5.1~5.6 after exposed to the temperature $-40^{\circ}\text{C}\pm 5^{\circ}\text{C}$ for 24 ± 2 hours and to 2 hours recovery time under normal temperature.

8.6 温度循环 Temperature Cycle Test

在 -25°C 温度中保持 30 分钟，再在 $+85^{\circ}\text{C}$ 温度中保持 30 分钟，共循环 5 次后在常温中恢复 1~2 小时后测试符合表 5.1~5.6 规定。

The device should also satisfy the electrical characteristics specified in paragraph 5.1~5.6 after exposed to the low temperature -25°C and high temperature $+85^{\circ}\text{C}$ for 30 ± 2 min each by 5 cycles and 1 to 2 hours recovery time under normal temperature.

8.7 耐焊接热 Solder Heat Proof

能承受经 $120\sim 150^{\circ}\text{C}$ 的温度预热 60 秒后，在 $260^{\circ}\text{C}\pm 10^{\circ}\text{C}$ 的焊锡浸 10 ± 0.5 秒。

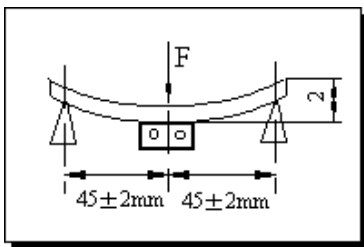
The device should be satisfied after preheating at $120^{\circ}\text{C}\sim 150^{\circ}\text{C}$ for 60 seconds and dipping in soldering Sn at $260^{\circ}\text{C}\pm 10^{\circ}\text{C}$ for 10 ± 0.5 seconds.

8.8 结合力试验 Tensile Strength of Terminal

在产品电极端子上或表面上应能承受 1kg 垂直拉力 10 ± 1 秒。

The device should not be broken after tensile force of 1.0kg is slowly applied to pull a lead pin of the fixed device in the lead axis direction for 10 ± 1 seconds.

8.9 耐弯曲试验 Bending Resist Test



将产品按图焊在 $1.6\pm 0.2\text{mm}$ 的 PCB 板中间，由箭头方向施力： 1mm/S ，弯曲距离： 2mm ，保持 $5\pm 1\text{S}$ ，产品金属层无脱落。

Weld the product to the center part of the PCB with the thickness $1.6\pm 0.2\text{mm}$ as the illustration shows, and keep exerting force arrow-ward on it at speed of:

1mm/S , and hold for $5\pm 1\text{S}$ at the position of 2mm bending distance , so far , any peeling off of the product metal coating should not be detected .

9. 回流焊温度 Reflow Soldering Standard Condition

